

MINUTES OF THE REGULAR MEETING OF THE
WATER SUSTAINABILITY COMMITTEE OF THE
BOARD OF DIRECTORS OF THE
VISTA IRRIGATION DISTRICT

April 28, 2016

A meeting of the Water Sustainability Committee of Vista Irrigation District was held on Friday, April 28, 2016, at the offices of the District, 1391 Engineer Street, Vista, California.

1. CALL TO ORDER

Chair Reznicek called the meeting to order at 8:03 a.m.

2. ROLL CALL

Committee members present: Reznicek and Dorey

Committee members absent: None.

Staff present: Brett Hodgkiss, Administrative Services Manager and Brent Reyes, Water Conservation Specialist.

Other attendees: None.

3. APPROVAL OF AGENDA

The agenda was approved as presented.

4. PUBLIC COMMENT TIME

No public comments were presented on items not appearing on the agenda.

5. 2016 CALIFORNIA-FRIENDLY LANDSCAPE CONTEST

See application packages attached hereto.

Mr. Hodgkiss provided the Committee with background and history on the District's participation in the California-Friendly Landscape Contest. He also explained that the contest is jointly coordinated and promoted, but individually judged, by the participating agencies. Mr. Reyes explained the current landscape contest judging criteria to the Committee.

After discussion and careful consideration of the seventeen landscape contest applications submitted to the District, the Committee selected John and Marcia Rea as the winners of the Vista Irrigation District's 2016 California-Friendly Landscape Contest. As the winners of the landscape contest, the Reas will receive a plaque and a \$250 gift certificate to a local nursery at the May 11, 2016 Board meeting. The Committee also wished to recognize Tamara Dias with an honorable mention certificate.

6. COMMENTS BY COMMITTEE MEMBERS

No committee member comments were presented.

7. ADJOURNMENT

There being no further business to come before the Committee, at 9:01 a.m. Chair Reznicek adjourned the meeting.



Randy L. Reznicek, Chair

ATTEST:



Lisa R. Soto, Secretary
Board of Directors
VISTA IRRIGATION DISTRICT



**WATER SUSTAINABILITY
COMMITTEE
STAFF REPORT**

Agenda Item: 5

Meeting Date: April 28, 2016
Prepared By: Brent Reyes
Reviewed By: Eldon Boone
Approved By: Roy Coox

SUBJECT: 2016 CALIFORNIA-FRIENDLY LANDSCAPE CONTEST

RECOMMENDATION: Review submittals and select a winner of Vista Irrigation District's 2016 California-Friendly Landscape Contest.

PRIOR BOARD ACTION: At its May 13, 2015 meeting, the Board awarded a \$250 gift certificate to the winner of Vista Irrigation District's 2015 California-Friendly Landscape Contest and presented a framed certificate to an honorable mention recipient.

FISCAL IMPACT: \$250 for the landscape contest is included in the budget.

SUMMARY: The District was asked to take part in the 2016 California-Friendly Landscape Contest jointly coordinated and promoted, but individually judged, by participating agencies. The District accepted the invitation and joined twelve other local agencies (Helix Water District, Olivenhain Municipal Water District, Otay Water District, Padre Dam Municipal Water District, San Dieguito Water District, Santa Fe Irrigation District, Sweetwater Authority, Vallecitos Water District, California American Water, and the cities of Escondido, Oceanside and San Diego) in participating in the landscape contest. The landscape contest winner receives a \$250 gift certificate to a local nursery from the participating agency.

DETAILED REPORT: This is the fourth straight year the District has participated in the landscape contest. Promotional materials were emailed to customers who participated in the Metropolitan Water District of Southern California's turf removal program. Additional landscape contest promotional efforts included: providing flyers to local nurseries, contributing to an ad placed in the Horticultural Society's newsletter, placing promotional materials in the lobby and announcing the contest on the District's website. The District received seventeen applications by the April 8, 2016 deadline.

Water Conservation and Sustainability Committee members Dorey and Reznicek are the judges for the contest. The winner will be invited to partake in a ceremony recognizing all participating agencies' winners at the Water Conservation Garden on May 7, 2016. A \$250 gift certificate will be presented to the landscape contest winner at the May 11, 2016 Board meeting. The winner's landscape will also be featured at www.landscapecontest.com.

ATTACHMENTS: California-Friendly Landscape Contest Applications

California-Friendly Landscape Contest

Sponsored by local water agencies

CONTEST ENTRY DEADLINE: APRIL 8, 2016

Entrant's name

Rich Abrahamowicz

Entrant's daytime phone

Property address: number and street

Entrant's e-mail address

City and zip code

Irrigation system in place and approximate irrigation schedule

Do not irrigate regularly since installed new lanscape. Once per month use water hose to water the landscape.

Approximate date of landscape installation or re-landscaping project

August 2014

By signing the contest application, I authorize publication of photographs I submitted (or those taken by others) of my landscape, and my name and my address for the purpose of promoting water conservation programs.

Check here to have your address withheld from publication of results or promotional materials.

Rich Abrahamowicz

4-3-2016

Signature of account holder

Date signed

Required materials to include with this signed application form:

- 5-10 Photos of your landscape including at least one overall view
- List of the water-wise plants in your landscape
- A copy of your water bill
- A written explanation of why you elected to install a California-friendly landscape, the design and installation process and any unsuspected benefits? **We want to hear your story!**

How did you hear about this landscape contest? (Example: Poster at a local garden and district newsletter)

Water district advertising.

Send your application with other required materials to your servicing water agency listed below:

Note: Only these water agencies are participating in this contest.

California American Water
525 B Street, Suite 300
MS 906 San Diego, CA 92101
Chris Gehrki (619) 533-5312

Helix Water District
7811 University Ave
La Mesa, CA 91942
Ted Salois (619) 667-6257

San Dieguito Water District
160 Calle Magdalena
Encinitas, CA 92024-3721
Felice Tackill (760) 633-2676

City of Escondido
201 North Broadway
Escondido, CA 92025
Kim Silva (760) 839-4076

Olivenhain MWD
1966 Olivenhain Road
Encinitas, CA 92024
Teresa Chase (760) 632-4641

Sweetwater Authority
P.O. Box 2328
Chula Vista, CA 91912
Doug Roberts (619) 409-6881

City of San Diego
525 B Street, Suite 300
MS 906 San Diego, CA 92101
Chris Gehrki (619) 533-5312

Olay Water District
2554 Sweetwater Springs Blvd
Spring Valley, CA 91978
Richard Namba (619) 670-2730

Vallecitos Water District
201 Vallecitos De Oro
San Marcos, CA 92069
Alicia Yerman (760) 744-0460

City of Oceanside
300 North Coast Hwy
Oceanside, CA 92054
Nick Pisano (760) 435-5802

Padre Dam MWD
P.O. Box 719003
Santee, CA 92072
Maggie Buerger
619-258-4613

Vista Irrigation District
1391 Engineer St.
Vista, CA 92081
Brent Reyes (760) 597-3107

*Thank you for sharing
your story, inspiring
others and promoting
water efficient
landscape designs.*

See contest guidelines, judging criteria, landscaping tips and more at www.landscapecontest.com.

Water efficient landscape.

I have installed water efficient landscape mainly for two reasons:

- 1 To save money on my water bill
- 2 To minimize water usage

To water my landscape I use 5 gallon bucket and collect the water from shower as well as the faucets while waiting for hot water for personal use. I estimated about 5 gallons per day is being wasted per adult just waiting for hot water to come out.

During hot summer days once a week or so I do use water hose to make sure plants do not die. It is very minimal. My water bill is around \$100.00 per month which is not that bad considering 3 adults living in my house.

I design the landscape myself and did most of the work. Contractor was hired to remove old lawn. Mixture of colors makes is interesting, hate monotony.

List of plants:

- Caper (Capparis Spinosa)
- Lavender (Lavandula)
- Inch Plant (Tradescantia Pallida)
- Cordylines (Corduline)
- Indiantree Spurge (Euphorbia Tirucalli)
- Yucca (Yucca Glauca)
- Licorice Plant (Helichrysum Petiolare)
- Aeniums (Aenium)
- Pepper Tree

Pre-conversion photo(s) were submitted by customer to the Socalwatersmart turf removal rebate program and have been added to this California Friendly Landscape Contest Application.























CONTEST ENTRY DEADLINE: APRIL 8, 2016

Entrant's name: John DL Arendsen
Entrant's daytime phone: [Redacted]
Property address: number and street: [Redacted]
Entrant's e-mail address: [Redacted]

City and zip code: [Redacted]

Irrigation system in place and approximate irrigation schedule

Approximate date of landscape installation or re-landscaping project: June 22, 2015

By signing the contest application, I authorize publication of photographs I submitted (or those taken by others) of my landscape, and my name and my address for the purpose of promoting water conservation programs.
 Check here to have your address withheld from publication of results or promotional materials.

Signature of account holder: [Handwritten Signature]
Date signed: April 4, 2016

- Required materials to include with this signed application form:
 5-10 Photos of your landscape including at least one overall view
 List of the water-wise plants in your landscape
 A copy of your water bill
 A written explanation of why you elected to install a California-friendly landscape, the design and installation process and any unsuspected benefits? **We want to hear your story!**

How did you hear about this landscape contest? (Example: Poster at a local garden and district newsletter)

Email announcement
Send your application with other required materials to your servicing water agency listed below:
Note: Only these water agencies are participating in this contest.

California American Water
525 B Street, Suite 300
MS 906 San Diego, CA 92101
Chris Gehrki (619) 533-5312

City of Escondido
201 North Broadway
Escondido, CA 92025
Kim Silva (760) 839-4076

City of San Diego
525 B Street, Suite 300
MS 906 San Diego, CA 92101
Chris Gehrki (619) 533-5312

City of Oceanside
300 North Coast Hwy
Oceanside, CA 92054
Nick Pisano (760) 435-5802

Helix Water District
7811 University Ave
La Mesa, CA 91942
Ted Salois (619) 667-6257

Olivenhain MWD
1966 Olivenhain Road
Encinitas, CA 92024
Teresa Chase (760) 632-4641

Otay Water District
2554 Sweetwater Springs Blvd
Spring Valley, CA 91978
Richard Namba (619) 670-2730

Padre Dam MWD
P.O. Box 719003
Santee, CA 92072
Maggie Buerger

619-258-4613
San Dieguito Water District
160 Calle Magdalena
Encinitas, CA 92024-3721
Felice Tacktill (760) 633-2676

Sweetwater Authority
P.O. Box 2328
Chula Vista, CA 91912
Clay Clifton (619) 409-6779

Vallecitos Water District
201 Vallecitos De Oro
San Marcos, CA 92069
Alicia Yerman (760) 744-0460

Vista Irrigation District
1391 Engineer St.
Vista, CA 92081
Brent Reyes (760) 597-3107

Thank you for sharing your story, inspiring others and promoting water efficient landscape designs.

**WATER SMART LANDSCAPE CONTEST
VISTA IRRIGATION DISTRICT
ATTN: BRENT REYES**

breyes@vid-h20.org

Irrigation system in place and approximate irrigation schedule.

Netafim 1/2" drip @ .9 gal/hr. @ 12" spacing w/added adjustable stream bubblers for large tree.

WATER TIME: 15-20 minutes 3 times per week

LIST OF WATER-WISE PLANTS INSTALLED:

**AGAVE
ATTENUATA
RED AGAVE
BLUE AGAVE
MEXICAN FEATHER GRASS
ECHEVERIA
CALANDRINIA
AZUREUS
AEONIUM
SALVIA LEUCANTHA
CACTUS
LIRIOPE
SEDRUM
GLAUCOPHYLUM
PHORMIUM
CAMELIA
BARREL CACTUS
GREVILLEA
MADAGASCAR PALM
CROWN OF THORNS
DIANELLA
GOLIATH ALOE TREE**

I will be sending you the photos 2 at a time showing before and after photos of front and side yards which were the subject of the **WATER SMART REBATE PROGRAM**

Hi Brent,

I think that's a wrap. However, I would like to give a lot of credit to [Susanna Pagan Landscape Design](#) for her very creative design concept albeit I couldn't follow it to a T as badly as I wanted to due to the overall cost. However, my landscape contractor, Carlos Lopez, owner of [Blue Wave Landscaping](#) in Encinitas did an unbelievable job of facilitating the project within my budgetary parameters.

We have owned this property for 35 years and have raised our 5 children in this home. I personally planted all the trees with the exception of some of the scrub Oak and a few misc indigenous specimens most of which are no longer here.

I couldn't afford to hire a landscape designer and contractor when I purchased this home in 1980 because my wife and I were raising a bunch of kids, paying a mortgage and saving for college educations. So I scrounged around the neighborhood scavenging all the 1 to 5 gallon palms and planted every palm along with all the misc plants and shrubs on my property over the past 3 decades.

I felt really bad because I was starting to see what was once a beautifully manicured and maintained property starting to decline and because of the drought and water restrictions I couldn't water our grass very much and just had to let it start dying out eventually browning our whole landscape.

I was so happy when the Water Smart Rebate Program offered me the incentive and gave me the motivation to re do a good part of my landscape which at the end of the day has turned out to be a very prudent investment not to mention giving me a chance to greatly improve our home overall.

All my neighbors have given us very positive feedback and complements. In fact a few of them even told us that seeing what we did has inspired them to make some drought tolerant improvements on there properties as well. If there's anything else you need please let me know.

Sincerest Regards,

John DL Arendsen

BEFORE: Side yard from east to west



AFTER: Side yard from east to west



BEFORE: Side yard from west to east



AFTER: Side yard from west to east



BEFORE: Front yard from south to north.



AFTER: Front yard from south to north



BEFORE: Front yard from the North looking South



AFTER: Front yard from North to South



Total view of front yard from east to west



Total view of side yard from east to west



Note: I realize that the entry form wanted a photo of the entire project but I couldn't do that because the front and side yard were too far apart to capture it in a single photo and the panoramic option distorted the photo too much.

Here's a photo of the first flowers that bloomed from the cactus within about two months of being planted. This was the cactus in the front yard. I know it exceeds the 10 photo limit but I thought you'd like to see just how quickly some very beautiful results came.





CONTEST ENTRY DEADLINE: APRIL 8, 2016

Entrant's name

PAUL WILLIAM Bloom

Entrant's daytime phone

[Redacted]

Property address: number and street

[Redacted]

Entrant's e-mail address

[Redacted]

City and zip code

[Redacted]

Irrigation system in place and approximate irrigation schedule

AUTOMATIC, MISTER'S, By Hand Sunday, Thursday

* Hand WATER as needed
* MISTER'S 10 min/day
* 8 min/STA

Approximate date of landscape installation or re-landscaping project

APRIL 17th 2015, Front; Front Flower bed Fall 2015; Side Yd Spring 2016

By signing the contest application, I authorize publication of photographs I submitted (or those taken by others) of my landscape, and my name and my address for the purpose of promoting water conservation programs.

Check here to have your address withheld from publication of results or promotional materials.

Paul Bloom

Signature of account holder

APRIL 8th, 2016

Date signed

Required materials to include with this signed application form:

- 5-10 Photos of your landscape including at least one overall view
- List of the water-wise plants in your landscape
- A copy of your water bill
- A written explanation of why you elected to install a California-friendly landscape, the design and installation process and any unsuspected benefits? **We want to hear your story!**

How did you hear about this landscape contest? (Example: Poster at a local garden and district newsletter)

VID

Send your application with other required materials to your servicing water agency listed below:

Note: Only these water agencies are participating in this contest.

California American Water
525 B Street, Suite 300
MS 906 San Diego, CA 92101
Chris Gehrki (619) 533-5312

Helix Water District
7811 University Ave
La Mesa, CA 91942
Ted Salois (619) 687-6257

San Dieguito Water District
160 Calle Magdalena
Encinitas, CA 92024-3721
Felice Tackhill (760) 633-2676

City of Escondido
201 North Broadway
Escondido, CA 92025
Kim Silva (760) 839-4076

Olivenhain MWD
1966 Olivenhain Road
Encinitas, CA 92024
Teresa Chase (760) 632-4641

Sweetwater Authority
P.O. Box 2328
Chula Vista, CA 91912
Clay Clifton (619) 409-6779

City of San Diego
525 B Street, Suite 300
MS 906 San Diego, CA 92101
Chris Gehrki (619) 533-5312

Otay Water District
2554 Sweetwater Springs Blvd
Spring Valley, CA 91978
Richard Namba (619) 670-2730

Vallecitos Water District
201 Vallecitos De Oro
San Marcos, CA 92069
Alicia Yerman (760) 744-0460

City of Oceanside
300 North Coast Hwy
Oceanside, CA 92054
Nick Pisano (760) 435-5802

Padre Dam MWD
P.O. Box 719003
Santee, CA 92072
Maggie Buerger
619-258-4613

Vista Irrigation District
1391 Engineer St.
Vista, CA 92081
Brent Reyes (760) 597-3107

Thank you for sharing your story, inspiring others and promoting water efficient landscape designs.

To Whom It May Concern,

04/06/2016

California is and will continue to be equated with drought like conditions. Knowing this fact alone should make every homeowner want to conserve as much water as possible. This was and continues to be my primary reason for installing water wise, drought tolerant plants and landscaping.

I found that this process of installing this water saving garden has not only reduced my water use, but also increased the aesthetic look of the entire yard. The use of river rock, the drip system, and mister's in combination with the artificial turf, will provide me with a substantial savings not only now, but in the years to come.


We have also had a patio over installed so as to deflect the heat of the day thereby increasing the life of the patio plants.

Paul W. Bloom

PARTIAL LIST OF PLANTS

1. LEMON LIME JADE
2. Mardi Gras Aeonium
3. Torch cactus
4. Aeonium Zwartkop
5. Beaucarnia Recurvata
6. Bird of Paradise
7. Sago Palm
8. Meditterean Blue Palm
9. Crassula
10. Alpenglow
11. Sedum
12. Australian Tree Fern
13. Graploveria hybrid
14. Flax
15. Grapefruit tree
16. Cactus (varietal)

Pre-conversion photo(s) were submitted by customer to the Socalwatersmart turf removal rebate program and have been added to this California Friendly Landscape Contest Application.













Secured by
ADT
800.369.0996









California-Friendly Landscape Contest

Sponsored by local water agencies

CONTEST ENTRY DEADLINE: APRIL 8, 2016

Entrant's name

Allen & Penny Carlson

Entrant's daytime phone

Property address: number and street

Entrant's e-mail address

City and zip code

Irrigation system in place and approximate irrigation schedule

HAND WATER EVERY TWO WEEKS

Approximate date of landscape installation or re-landscaping project

SPRING 2014

By signing the contest application, I authorize publication of photographs I submitted (or those taken by others) of my landscape, and my name and my address for the purpose of promoting water conservation programs.

Check here to have your address withheld from publication of results or promotional materials.

Allen Carlson

Date signed

4/7/2016

Required materials to include with this signed application form:

- 5-10 Photos of your landscape including at least one overall view
- List of the water-wise plants in your landscape
- A copy of your water bill
- A written explanation of why you elected to install a California-friendly landscape, the design and installation process and any unsuspected benefits? **We want to hear your story!**

How did you hear about this landscape contest? (Example: Poster at a local garden and district newsletter)

EMAIL FROM VID

Send your application with other required materials to your servicing water agency listed below:

Note: Only these water agencies are participating in this contest.

California American Water
525 B Street, Suite 300
MS 906 San Diego, CA 92101
Chris Gehrki (619) 533-5312

Helix Water District
7811 University Ave
La Mesa, CA 91942
Ted Salois (619) 667-6257

San Dieguito Water District
160 Calle Magdalena
Encinitas, CA 92024-3721
Felice Tackill (760) 633-2676

City of Escondido
201 North Broadway
Escondido, CA 92025
Kim Silva (760) 839-4076

Olivenhain MWD
1966 Olivenhain Road
Encinitas, CA 92024
Teresa Chase (760) 632-4641

Sweetwater Authority
P.O. Box 2328
Chula Vista, CA 91912
Clay Clifton (619) 409-6779

City of San Diego
525 B Street, Suite 300
MS 906 San Diego, CA 92101
Chris Gehrki (619) 533-5312

Otay Water District
2554 Sweetwater Springs Blvd
Spring Valley, CA 91978
Richard Namba (619) 670-2730

Vallecitos Water District
201 Vallecitos De Oro
San Marcos, CA 92069
Alicia Yerman (760) 744-0460

City of Oceanside
300 North Coast Hwy
Oceanside, CA 92054
Nick Pisano (760) 435-5802

Padre Dam MWD
P.O. Box 719003
Santee, CA 92072
Maggie Buerger
619-258-4613

Vista Irrigation District
1391 Engineer St.
Vista, CA 92081
Brent Reyes (760) 597-3107

Thank you for sharing
your story, inspiring
others and promoting
water efficient
landscape designs.

See contest guidelines, judging criteria, landscaping tips and more at www.landscapecontest.com.

ALLEN & PENNY CARSLON PROJECT



INCENTIVES:

1. Reduce Water Bill

2. Conserve Water

I have been considering re-landscaping our front yard for about two years, due to the cost of watering and to take our responsibility to save water due to the drought California is experiencing. I met with some resistance from my wife and daughter because of their love of a beautiful green lawn. However, they finally came around due to the drought.

So my wife and I began. We took our chairs and moved them around the yard for a couple of weeks at different times of the day to get a sense of what we wanted to see from the many different angles and then developed a master plan. We wanted it to be more than just a drought resistance garden. We began by creating a path to walk around the garden for viewing and easy access to plants. We added a dry creek with a simulated waterfall image. We had a tiered fountain, which developed some cracks, since it no longer could be used as a water fountain, we moved it to a different location and converted into a cactus planter. We wanted to have a sitting area, so we could enjoy the benefits of birds and butterflies, so we built a deck. We added three bird baths to attract a variety of birds. We also have four hummingbird feeders which attract an incredible amount of traffic and the butterflies also have joined the party. We found a rugged bridge to finish off the most perfect image.

My years of enjoying my yard, which means actually doing the all the work (I do all of my own yard work), mowing the lawn, trimming, planting and weeding a half acre lot has given me some knowledge of what was needed to create this new environment. Along with researching a variety of websites, books and driving around to get ideas of what works and what doesn't work is how we proceeded. My wife has a pretty good eye and knows what she wanted to create, which we did by purchasing plants and leaving them in their containers and moving them around until we achieved the look we were happy with (this took many days, many moves and a couple of glasses of wine). We also discovered that we were talking with our neighbors as well as people who were walking their dogs and stopping to chat and we found this to truly be a "California-Friendly Landscape" project).

END RESULT: After all this hard work we are truly enjoying the benefit of our labor. We have our morning coffee and read the newspaper on the deck, while enjoying the spring time flowers and the birds and butterflies. We also enjoy the evenings, and are sometimes joined by neighbors or friends. It has allowed us to reconnect with our neighbors and also enjoy a part of our yard which we did not.

ALLEN & PENNY CARSLON PROJECT



SUMMARY: Total lawn removed: 3450 square feet
Decomposed granite walkway: 80' long by 3' wide
Dry creek: 40' long with a simulated rock waterfall
Additional Items:

- Bridge spanning the dry creek
- 8' by 8' redwood deck, 2 Adirondack chairs and an umbrella
- 3 bird baths
- 4 hummingbird feeders
- 1 water fountain
- At least 50 different rocks and boulders
- 2 half wine barrel containers
- 3 ceramic pots
- 4 trees
- 225+ plants and ground covers
- 7 yards of bark
- Lost a total of 30 pounds between the both of us
- Water billed reduced by 50%

A BIG Thank you to KRC Rock for their invaluable advice and knowledge in creating our dry creek and accents.

We would also like to thank Briggs Nursery and Water Wise Nursery.

ALLEN & PENNY CARSLON PROJECT

PLANT LIST:


COMMON PLANT NAME	BOTANICAL NAME
1. Desert Bird of Paradise	Caesalpnia gilliesii
2. Cowboy Cactus	Euphorbia Ingens
3. Red Star Dracaena Palm	Cordyline Red Star
4. Dwarf Burgandy Flax	Phorimium tenax
5. Caribbean Copper Tree	Euphorbia cotinifolia
6. Bird of Paradise	Strelitzia reginae
7. Hearts of Gold	Cercis Canadensis
8. Bamboo Rush	Chondropetalum tectorum
9. Shrub Daisy	Euryops pectinatus "Viridis"
10. Kaleidoscope abelia	belia grandiflora "Kaleidoscope"
11. Bush mallow	Lavatera maritime
12. Kangaroo paw	Anigozanthos flavidus
13. Sago palm	Cycas revolute
14. desert spoon	Dasyilirion wheeleri
15. Bougainvillea spp	bougainvillea "Torch Glow"
16. Crimson bottlebrush	Callistemo citrinus
17. Sweet pea bush (petite butterfly)	Poligala fruticosa
18. Golden Euonymus	Euonymus japonicus "Ovatus
19. Mexican bush sage	Salvia leucantha
20. Rosaceae - Iceberg/White	Armeria compacta/Rosaceae
21. Rose - Iceberg/Burgandy	Rosaceae
22. Purpureus	Cotinus coggygria
23. Peruvian Lily	Alstroemeria
24. Grass - Mexican Feather	Stipa tenuissima
25. Glauca Pendula (serpentine)	Cedrus atlantica
26. Fountain Grass	Pennisetum setaceum
27. Blue Chip	Buddleja h.
28. Tapien (purple)	Verbena
29. Butterfly Milkweed	Asclepias tuberosa
30. Maiden Grass	Miscanthus Sinensis
31. Lily of the Nile	Agapantha
32. Pigmay Date Palm	Phoenix Roebeleni
33. Dwarf Burgandy New Zealand Flax	Phormiaceae tenax
34. Barrel Cacti	Ferocactus
35. Weeping Blue Cedar	Cedrus deodara atlantica "Glauca pendula"
36. Orchid	Epidendrum orchid
















CONTEST ENTRY DEADLINE: APRIL 8, 2016

Entrant's name

Tamara Dias

Entrant's daytime phone

Property address: number and street →

Entrant's e-mail address

City and zip code

→ Drip line with emitters on a timer of 3 times per week at 5 minutes each

→ Oct. 2014

Approximate date of landscape installation or re-landscaping project

By signing the contest application, I authorize publication of photographs I submitted (or those taken by others) of my landscape, and my name and my address for the purpose of promoting water conservation programs.

Check here to have your address withheld from publication of results or promotional materials.

Tamara Dias

4-7-16

Signature of account holder

Date signed

Required materials to include with this signed application form:

- 5-10 Photos of your landscape including at least one overall view
- List of the water-wise plants in your landscape
- A copy of your water bill
- A written explanation of why you elected to install a California-friendly landscape, the design and installation process and any unsuspected benefits? **We want to hear your story!**

How did you hear about this landscape contest? (Example: Poster at a local garden and district newsletter)

servicing water agency email.

Send your application with other required materials to your servicing water agency listed below:

Note: Only these water agencies are participating in this contest.

California American Water
525 B Street, Suite 300
MS 906 San Diego, CA 92101
Chris Gehrki (619) 533-5312

Helix Water District
7811 University Ave
La Mesa, CA 91942
Ted Salois (619) 667-6257

San Dieguito Water District
160 Calle Magdalena
Encinitas, CA 92024-3721
Felice Tackill (760) 633-2676

City of Escondido
201 North Broadway
Escondido, CA 92025
Kim Silva (760) 839-4076

Olivenhain MWD
1966 Olivenhain Road
Encinitas, CA 92024
Teresa Chase (760) 632-4641

Sweetwater Authority
P.O. Box 2328
Chula Vista, CA 91912
Doug Roberts (619) 409-6881

City of San Diego
525 B Street, Suite 300
MS 906 San Diego, CA 92101
Chris Gehrki (619) 533-5312

Otay Water District
2554 Sweetwater Springs Blvd
Spring Valley, CA 91978
Richard Namba (619) 670-2730

Vallecitos Water District
201 Vallecitos De Oro
San Marcos, CA 92069
Alicia Yerman (760) 744-0460

City of Oceanside
300 North Coast Hwy
Oceanside, CA 92054
Nick Pisano (760) 435-5802

Padre Dam MWD
P.O. Box 719003
Santee, CA 92072
Maggie Buerger
619-258-4613

Vista Irrigation District
1391 Engineer St.
Vista, CA 92081
Brent Reyes (760) 597-3107

Thank you for sharing your story, inspiring others and promoting water efficient landscape designs.

CA Friendly Landscape Contest 2016

Resident: Tamara Dias [REDACTED] District: VID

List of Water-wise Plants

Lily of the Nile
Agaves
Kangaroo Paws
Aeonium arboreum "Zartkop"
Dymondia
Blue Fescue
Blue Chalk Sticks
New Gold Trailing Lantana
Olive Trees
New Zealand Flax
Blue Oat Grass
CA Wild Red Tea Roses
Mexican feather grass
Rosemary
Bougainvillea
Canary Island Palm
Aloe Vera
Gazania

Why I elected to install a CA friendly landscape.

It was quite simple as I had over 5000 sq. feet of front yard grass. I wanted to save water environmentally and provide a beautiful, colorful front yard that looks beautiful year round regardless of the weather and restriction on water use. In that thought process I had planned on incorporating a tall kinetic art piece as a focal point in the yard to be viewed from within the house and from the street. However, in the weeks and months of plant shopping we found this large Oregon driftwood piece that cried out "art plus water-wise opportunity". Perhaps it could be our focal point in the yard I thought? So we asked the nursery if they could deliver it and make some plant suggestions and with their positive response the driftwood art was our "new baby" for the front yard focal piece.

To give the driftwood more height we turned it on an end side and dressed it up with colorful native succulents. Then we planted towards the top of the driftwood a draping succulent plant to simulate a waterfall. After a few weeks of enjoying our new baby we dressed her up with night lighting by adding 2 solar floodlights. Now she, the driftwood, is a focal point at night for all who drive by including myself as it makes me smile and appreciate nature's beauty both day and night.

Our neighbors were worried when they saw the grass being removed. A few inquires were asking as to whether artificial turf was going in. A couple of neighbors had installed turf in small patches of their front yard. The worry levels were high. But when I told them “no turf” they were indeed relieved but wondered how I was going to replace all that square footage going draught tolerant without being an eye sore.

The installation was a lot of work. It definitely drew attention. Three full weeks to remove everything in the dirt and plant a new dry river bed, irrigation, gravel, plants, trees, walking pavers and then finally mulch. The ultimate “complement” came from individual neighbors who would catch me at the central mailbox and share their amazement on the transformation.

The design took a long time to formulate: the what, how, and where the pieces would come together. We started at The San Diego Botanical Gardens and took photos of plants we liked and ran that by designers at nurseries to see if they would be draught tolerant and low maintenance. We wrote down their recommendations for plants and continually cross checked one’s recommendation to another’s. Like many homeowners, we had bad experiences with landscapers putting in “wrong” plants that would become problems as they matured. We were definitely sensitive to avoiding that.

All in all this yard transformation has been educational and a fun journey. It’s exposed me to a whole new world of plants that are both draught tolerant and uniquely beautiful. I have a new appreciation for large commercial landscapes that are designed with water-wise goals yet a statement of function and beauty. In fact, the “old fashion” grass yards are boring to me now.

While the gophers did enjoy a new crop of roots for a few weeks my dog has adjusted nicely to having mulch instead of grass. The landscape install proved to be an excellent choice in the cool temperature days of November. The plants were able to establish themselves without the summer heat and benefit with the added rain.

Now I happily encourage neighbors that are still suffering with dead grass front yards that there truly is another option. I welcome them to drive by and experience the colorful alternative landscape while living water-wise.

Pre-conversion photo(s) were submitted by customer to the Socalwatersmart turf removal rebate program and have been added to this California Friendly Landscape Contest Application.

















California-Friendly Landscape Contest

Sponsored by local water agencies

CONTEST ENTRY DEADLINE: APRIL 8, 2016

Entrant's name

Gloria Eck

Entrant's daytime phone

[Redacted]

Property address: number and street

[Redacted]

Entrant's e-mail address

[Redacted]

City and zip code

[Redacted]

Irrigation system in place and approximate irrigation schedule

Left some of the strategic existing Irrigation in place and operate it manually or by timer on designated days if needed.

Approximate date of landscape installation or re-landscaping project

Approval date 6/22. Start date July 18th. We finished a couple of weeks before our deadline of Oct. 20, 2016

By signing the contest application, I authorize publication of photographs I submitted (or those taken by others) of my landscape, and my name and my address for the purpose of promoting water conservation programs.

Check here to have your address withheld from publication of results or promotional materials.

Gloria Eck
Signature of account holder

3/31/2016

Date signed

Required materials to include with this signed application form:

- 5-10 Photos of your landscape including at least one overall view
- List of the water-wise plants in your landscape
- A copy of your water bill
- A written explanation of why you elected to install a California-friendly landscape, the design and installation process and any unsuspected benefits? **We want to hear your story!**

How did you hear about this landscape contest? (Example: Poster at a local garden and district newsletter)

Send your application with other required materials to your servicing water agency listed below:

Note: Only these water agencies are participating in this contest.

California American Water
525 B Street, Suite 300
MS 906 San Diego, CA 92101
Chris Gehrki (619) 533-5312

Helix Water District
7811 University Ave
La Mesa, CA 91942
Ted Salois (619) 667-6257

San Dieguito Water District
160 Calle Magdalena
Encinitas, CA 92024-3721
Felice Tackhill (760) 633-2676

City of Escondido
201 North Broadway
Escondido, CA 92025
Kim Silva (760) 839-4076

Olivenhain MWD
1966 Olivenhain Road
Encinitas, CA 92024
Teresa Chase (760) 632-4641

Sweetwater Authority
P.O. Box 2328
Chula Vista, CA 91912
Doug Roberts (619) 409-6881

City of San Diego
525 B Street, Suite 300
MS 906 San Diego, CA 92101
Chris Gehrki (619) 533-5312

Otay Water District
2554 Sweetwater Springs Blvd
Spring Valley, CA 91978
Richard Namba (619) 670-2730

Vallecitos Water District
201 Vallecitos De Oro
San Marcos, CA 92069
Alicia Yerman (760) 744-0460

City of Oceanside
300 North Coast Hwy
Oceanside, CA 92054
Nick Pisano (760) 435-5802

Padre Dam MWD
P.O. Box 719003
Santee, CA 92072
Maggie Buerger
619-258-4613

Vista Irrigation District
1391 Engineer St.
Vista, CA 92081
Brent Reyes (760) 597-3107

**Thank you for sharing
your story, inspiring
others and promoting
water efficient
landscape designs.**

Our Story:

Our journey to a "drought resistant" garden started in early spring of last year when we could only water 3 days a week. It became difficult to keep our beautiful lawn green, and we were researching drought resistant grass, when we happened upon the rebate information from Vista Irrigation District in our water bill. I went to a seminar on Drought Resistant Landscaping at our local VID which was very helpful. When we applied for the rebate, they were out of funds and we were directed to the Metropolitan Water District. We were approved but then the funds had run out. They were good about letting us know when their funds were in and we had 120 days to complete our project. Our goal was to make our garden a work of art and a peaceful place to enjoy! We hired a landscape designer to sketch the ideas we had and put together a plant list as we were venturing into unknown territory for us. Tropical was all we had known since moving to CA. in 1985. Getting rid of our grass was a project in itself! Our whole family got involved with our project and it was a work of love! Our large tree with its huge canopy was our focal point. We bought an old used cement mixer and got started making our pavers. Having done lots of research on how to make pavers we opted for the method of pouring a puddle of concrete directly on the ground and then shaping it into a paver 2 inches thick. This method makes for a stable walking surface as the pavers don't rock or move. We finished them with a few coats of concrete dye in different colors to get the overall effect we desired. The next step was a round gathering area at the other end of the garden with a path connecting it to the pavers surrounding our large tree. The pathway was lots of fun as the Grandblessings got involved with their artistic skills and ideas! All of the pavers and stepping stones have about a 2 inch depth of smaller stones between them for drainage which has worked very well. We purchased a fountain and filled it with Succulents and "planted" lots of larger rocks that we gathered along the way from people wanting to get rid of them. Smaller rocks were made into miniature retaining walls. Buying our plants and planting them was food for our weary souls after working so many hours in the warmest summer heat on record for many years! Wanting a more lush look of flowering drought resistant plants, we have opted for drought resistant ground cover between our plants rather than bark or rocks. We left a few sprinklers in place that we can turn on when we think our plants are thirsty. The cool winter and the rain have helped with making them almost maintenance free! When our oldest Grandblessing, the welder, came home for Christmas, he welded our large art piece that stands over

Continued: [REDACTED] page 2

our driveway as an entrance to our new and much loved garden! Solar lanterns and solar pathway lights give it a romantic evening glow! We are so happy we took the giant step to undertake this project and love getting our much smaller water bills. The rebate was much appreciated too!

Plant List for [REDACTED]

- 2 Cypress Spiral Topiaries
- 4 Bougainvillea "White Stripe"
- 1 Cordyline fruticosa "Soledad Purple"
- 1 Duranta erecta "Variegata"
- 4 Erigeron Karvinskianus
- 5 Lavandula stoechas "Quasti"
- 2 Leonotis Leonurus
- 10 Myrtus Communis "Variegata"
- 1 Pandorea Jasminoides "Rosea" Stk.
- 2 Salvia Greggii Purple
- 5 Salvia leucantha "Santa Barbara"
- 1 Santolina Chamaecyparissus (grey)
- 1 Flat Scaevola New Wonder
- 1 Flat - Sedum
- 7 Angelonia Species
- 8 Cordyline Purple Towers
- Many numerous succulents and cacti

Pre-conversion photo(s) were submitted by customer to the Socalwatersmart turf removal rebate program and have been added to this California Friendly Landscape Contest Application.

















California-Friendly Landscape Contest

Sponsored by local water agencies

CONTEST ENTRY DEADLINE: APRIL 8, 2016

Entrant's name

Hans & Monika Gaus

Entrant's daytime phone

Property address: number and street

Entrant's e-mail address

City and zip code

Irrigation system in place and approximate irrigation schedule

drip system (1x/week)

Approximate date of landscape installation or re-landscaping project

June/July 2015

By signing the contest application, I authorize publication of photographs I submitted (or those taken by others) of my landscape, and my name and my address for the purpose of promoting water conservation programs.

Check here to have your address withheld from publication of results or promotional materials.

Signature of account holder

Date signed

Required materials to include with this signed application form:

- 5-10 Photos of your landscape including at least one overall view
- List of the water-wise plants in your landscape
- A copy of your water bill
- A written explanation of why you elected to install a California-friendly landscape, the design and installation process and any unsuspected benefits? **We want to hear your story!**

How did you hear about this landscape contest? (Example: Poster at a local garden and district newsletter)

Send your application with other required materials to your servicing water agency listed below:

Note: Only these water agencies are participating in this contest.

California American Water
525 B Street, Suite 300
MS 906 San Diego, CA 92101
Chris Gehrki (619) 533-5312

Helix Water District
7811 University Ave
La Mesa, CA 91942
Ted Salois (619) 667-6257

San Dieguito Water District
160 Calle Magdalena
Encinitas, CA 92024-3721
Felice Tackill (760) 633-2676

City of Escondido
201 North Broadway
Escondido, CA 92025
Kim Silva (760) 839-4076

Olivenhain MWD
1966 Olivenhain Road
Encinitas, CA 92024
Teresa Chase (760) 632-4641

Sweetwater Authority
P.O. Box 2328
Chula Vista, CA 91912
Clay Clifton (619) 409-6779

City of San Diego
525 B Street, Suite 300
MS 906 San Diego, CA 92101
Chris Gehrki (619) 533-5312

Otay Water District
2554 Sweetwater Springs Blvd
Spring Valley, CA 91978
Richard Namba (619) 670-2730

Vallecitos Water District
201 Vallecitos De Oro
San Marcos, CA 92069
Alicia Yerman (760) 744-0460

City of Oceanside
300 North Coast Hwy
Oceanside, CA 92054
Nick Pisano (760) 435-5802

Padre Dam MWD
P.O. Box 719003
Santee, CA 92072
Maggie Buerger
619-258-4613

Vista Irrigation District
1391 Engineer St.
Vista, CA 92081
Brent Reyes (760) 597-3107

*Thank you for sharing
your story, inspiring
others and promoting
water efficient
landscape designs.*

Hans & Monika Gaus

April 6, 2016

Regarding: California-Friendly Landscape Contest

1) Plant list

(this might not be a complete list because we added a few drought-tolerant plants when we went shopping at the nurseries from which we don't have the names anymore):

- Flapjack (*Kalanchoe luciae*)
 - Sticks of fire (*Euphorbia tirucalli*)
 - Black Rose (*Aeonium arborescens*)
 - Paddle plant (*Kalanchoe thyrsiflora*)
 - Baby's necklace (*Crassula rupestris*)
 - Sunset jade (*Crassula ovata*)
 - Coppertone stonecrop (*Sedum nussbaumerianum*)
 - Campfire (*Crassula capitella*)
 - Echeveria elegans
 - *Sedum rubrotinctum*
 - *Sedum reflexum* (blue spruce)
 - *Sedum Morganium*
 - *Sedum glaucophyllum*
 - Aloe Striata (Coral Aloe)
 - Blue chalk sticks (*Senecio talinoides*)
 - Red yucca (*Hesperaloe parviflora*)
 - *Yucca augustissima*
 - *Aeonium urbicum rubrum*
 - Blue grass (*Festuca glauca*)
 - Crassula finger jade
 - Agave blue glow
- Tree: Fern of the desert (*Lysiloma thornberi*) : we wanted a small, drought-tolerant tree with light shade because we don't have that much space in our front yard and the filtered light of that tree will still allow succulents to grow underneath.

Pre-existing landscape

The fern palm was already planted years ago and we wanted to keep it because it would

give the young plants that needed to establish roots enough shade especially in the afternoon and evening.

- Honey suckle
- Lions tail
- Bird of paradise
- Hawthorne
- Tea tree hedge

2) Water bill

Our latest water bill 12/15/15 – 02/09/16 is similar to the water usage the year before, because we usually turned off our sprinkler system for the lawn in winter during rain season.

The big difference in water usage compared to the previous year shows in the hot summer months (06/15/15 – 08/11/15 change: -41.68 % and 08/11/15- 10/14/15 change: -58.06%)

3) Reason for Installing California-friendly landscape and Water- efficiency

When we immigrated from an European country to California in the mid 1990s we were surprised that so many homeowners had lawns in their front yards although it rained very little in summer.

Over the years we started to love the desert , especially Anza Borrego Desert, and discovered many beautiful plants there. This inspired us to look into succulents and other drought-tolerant plants to enhance our garden.

We installed drip irrigation (as we already have in the majority of our back yard), but have not yet used it. We will do so in summer when we will be on vacation for more than 2 weeks.

Since we changed our front yard from lawn to drought-tolerant landscape (we let the lawn grass die from approximately March –June 2015), we have watered our front yard at least 90-95% with water from our water barrels (1x/week now, and 2-3x/week in the beginning). It rained when we planted the succulents, tree etc.

We have 3 water barrels in the back of our house which are fed from the run-off water from our roof (rain gutters) and added recently another one in the front of the house (behind pillar next to front door).

The mulch keeps the moisture longer around the plants and the decorative rocks in the front area allow the water to be absorbed by the soil. It turned out to be helpful during El Nino rain to have the decorative rocks in the front area as the mulch would have been swept to the street.

The design was made by ourselves, inspired by different ideas we saw at other places.


Sincerely,



Monika Gaus

April 7, 2016

Pre-conversion photo(s) were submitted by customer to the Socalwatersmart turf removal rebate program and have been added to this California Friendly Landscape Contest Application.













California-Friendly Landscape Contest

Sponsored by local water agencies

CONTEST ENTRY DEADLINE: APRIL 8, 2016

Entrant's name

Gil & Danielle Hooper

Entrant's daytime phone

[REDACTED]

Property address: number and street

Entrant's e-mail address

[REDACTED]

City and zip code

[REDACTED]

Irrigation system in place and approximate irrigation schedule

Drip 2-3 times per week

Approximate date of landscape installation or re-landscaping project

Jan - March 2015

By signing the contest application, I authorize publication of photographs I submitted (or those taken by others) of my landscape, and my name and my address for the purpose of promoting water conservation programs.

Check here to have your address withheld from publication of results or promotional materials.

Melba Hooper

3-8-2016

Signature of account holder

Date signed

Required materials to include with this signed application form:

- 5-10 Photos of your landscape including at least one overall view
- List of the water-wise plants in your landscape
- A copy of your water bill
- A written explanation of why you elected to install a California-friendly landscape, the design and installation process and any unsuspected benefits? **We want to hear your story!**

How did you hear about this landscape contest? (Example: Poster at a local garden and district newsletter)

e-mail from MWD

Send your application with other required materials to your servicing water agency listed below:

Note: Only these water agencies are participating in this contest.

California American Water
525 B Street, Suite 300
MS 906 San Diego, CA 92101
Chris Gehrki (619) 533-5312

Helix Water District
7811 University Ave
La Mesa, CA 91942
Ted Salois (619) 667-6257

San Dieguito Water District
160 Calle Magdalena
Encinitas, CA 92024-3721
Felice Tackill (760) 633-2876

City of Escondido
201 North Broadway
Escondido, CA 92025
Kim Silva (760) 839-4076

Olivenhain MWD
1966 Olivenhain Road
Encinitas, CA 92024
Teresa Chase (760) 632-4641

Sweetwater Authority
P.O. Box 2328
Chula Vista, CA 91912
Clay Clifton (619) 409-6779

City of San Diego
525 B Street, Suite 300
MS 906 San Diego, CA 92101
Chris Gehrki (619) 533-5312

Otay Water District
2554 Sweetwater Springs Blvd
Spring Valley, CA 91978
Richard Namba (619) 670-2730

Vallecitos Water District
201 Vallecitos De Oro
San Marcos, CA 92069
Alicia Yerman (760) 744-0460

City of Oceanside
300 North Coast Hwy
Oceanside, CA 92054
Nick Pisano (760) 435-5802

Padre Dam MWD
P.O. Box 719003
Santee, CA 92072
Maggie Buerger
619-258-4613

Vista Irrigation District
1391 Engineer St.
Vista, CA 92081
Brent Reyes (760) 597-3107

Thank you for sharing your story, inspiring others and promoting water efficient landscape designs.

The Blooming of Desert Colors In Vista

Our home had about 6,500 square feet of grass. It was planted twenty five years ago by the former owner and required a lot of water and maintenance just to keep it alive. The grass was old and needed a lot of care to bring it back to a reasonable look. While we loved the look and feel of grass, it is just not realistic growing it in the arid climate of Southern California. We began to look at alternatives.

We have always enjoyed the desert scape in all its seasons. The beauty of the flowering succulents, cactuses and the various grasses were always attractive but we never really thought of that for a home scape. After doing some research and looking at various alternatives it quickly became apparent that, if we planned properly, we could choose low water, desert plantings that would rotate their blooms throughout the year and create a different look based upon the seasonal changes.

The project planning was really the hard part. We had some basic hardscape requirements and designed those first. We drew up a plan and decided to remove the rear concrete patio and some walkways and replaced them with water permeable pavers and flagstone. While installing the hardscape, we worked on the soft scape. We had some favorite desert plants and studied what would work in concert with them to produce year around blooms. We went to nurseries and worked with a landscape designer to finalize our choices.

The results are spectacular! The colors are always changing and we are drawn outside every day to enjoy the outdoor living that is available to us in Vista a lot of the year. While we had a good idea what it would look like when it was completed, as the landscape has matured we have been pleasantly surprised by how beautiful a little desert in the city can be.

While there is some maintenance required, it is minimal in comparison to the grass and our watering costs have been significantly reduced. We installed drip irrigation throughout the property. We previously had a very high flow watering system that pumped water out at prodigious rates. Now we water a couple of times a week and we never see the water except for some dampness around the plants afterward.

We are very happy with the changes and would encourage others to consider reducing their water consumption while increasing their enjoyment of their homes with this new 'look and feel' that is the old Southern California that was here before our homes were built.

Gil Hooper

HOOPER RESIDENCE
2086 Oak Leaf Court, Vista, CA 92081

LIST OF WATERWISE PLANTS IN OUR LANDSCAPE

In addition to a couple of established tree and bushes that were already planted from our previous landscape, we added the following:

Aloe Blue Elf

Blue Flame Agave

Desert Spoon

Foxtail Fern

Trailing Lantana

Cordyline Red Star

Fortnight Lily

Russian Sage

AZ Yellow Bells

Kangaroo Paw Yellow

Kangaroo Paw Red

Black Rose Succulent

Desert Bird of Paradise

Evergreen Coral Tree

Crape Myrtle Tree

Bougainvillea

Kniphofia Uvaria

Coprosma "Cappachino" and "Tequila Sunrise"

Aniggozanthos "Harmony" and "Big Red"

Salvia Greggii pink and purple

(PLANTS continued)

Succulents and Cactus X 121

Agave Vilmorinia

Aloe Attenuata

Aloe Arborescens

Erythina Caffra

Cistus Purpureus

Dasyliion Longissima

Ficus Nitidia

Pre-conversion photo(s) were submitted by customer to the Socalwatersmart turf removal rebate program and have been added to this California Friendly Landscape Contest Application.





HOOPER RESIDENCE



HOOPER RESIDENCE



HOOPER RESIDENCE

Back Yard



HOOPER RESIDENCE

Back Yard (continued)





CONTEST ENTRY DEADLINE: APRIL 8, 2016

Entrant's name KAREN FIELDS Entrant's daytime phone
PROPERTY OWNERS JOHN & LORI RNEPP [REDACTED]
 Property address: number and street Entrant's e-mail address
[REDACTED] [REDACTED]
 City and zip code [REDACTED]

Irrigation system in place and approximate irrigation schedule DRIP EVERY 2 WEEKS. NEW PLANTS IRRIGATED
 Approximate date of landscape installation or re-landscaping project ONLY IN PROGRESS SINCE 2008

By signing the contest application, I authorize publication of photographs I submitted (or those taken by others) of my landscape, and my name and my address for the purpose of promoting water conservation programs.
 Check here to have your address withheld from publication of results or promotional materials.

Lori Rnepp 4-1-16
 Signature of account holder Date signed

- Required materials to include with this signed application form:
- 5-10 Photos of your landscape including at least one overall view
 - List of the water-wise plants in your landscape
 - A copy of your water bill
 - A written explanation of why you elected to install a California-friendly landscape, the design and installation process and any unsuspected benefits? **We want to hear your story!**

How did you hear about this landscape contest? (Example: Poster at a local garden and district newsletter)
APPLIED IN 2012 2ND PLACE WINNER - GARDEN IS MUCH BETTER NOW - PLEASE COME FOR A TOUR

Send your application with other required materials to your servicing water agency listed below:
 Note: Only these water agencies are participating in this contest.

California American Water
 525 B Street, Suite 300
 MS 906 San Diego, CA 92101
 Chris Gehrki (619) 533-5312

City of Escondido
 201 North Broadway
 Escondido, CA 92025
 Kim Silva (760) 839-4076

City of San Diego
 525 B Street, Suite 300
 MS 906 San Diego, CA 92101
 Chris Gehrki (619) 533-5312

City of Oceanside
 300 North Coast Hwy
 Oceanside, CA 92054
 Nick Pisano (760) 435-5802

Helix Water District
 7811 University Ave
 La Mesa, CA 91942
 Ted Salois (619) 687-6257

Olivenhain MWD
 1966 Olivenhain Road
 Encinitas, CA 92024
 Teresa Chase (760) 632-4641

Otay Water District
 2554 Sweetwater Springs Blvd
 Spring Valley, CA 91978
 Richard Namba (619) 670-2730

Padre Dam MWD
 P.O. Box 719003
 SanTEE, CA 92072
 Maggie Buerger

619-258-4613
 San Dieguito Water District
 160 Calle Magdalena
 Encinitas, CA 92024-3721
 Felice Tackill (760) 633-2676

Sweetwater Authority
 P.O. Box 2328
 Chula Vista, CA 91912
 Doug Roberts (619) 409-6881

Vallecitos Water District
 201 Vallecitos De Oro
 San Marcos, CA 92069
 Alicia Yerman (760) 744-0460

Vista Irrigation District
 1391 Engineer St.
 Vista, CA 92081
 Brent Reyes (760) 597-3107

Thank you for sharing your story, inspiring others and promoting water efficient landscape designs.

WATERWISE LANDSCAPE AT

HOME OF JOHN AND LORI KNEPP

LANDSCAPE DESIGN AND INSTALLATION
BY
KAREN FIELDS

2016

Over the past 8 years what was once a half acre of weeds is becoming transformed into a waterwise landscape full of native plants, succulents and other drought tolerant plants. Each year more of the yard is being transformed. New plants receive a few minutes of water by drip irrigation every couple of weeks during the summer. Most of the mature plants and trees rely on rain water only. When there is rain, a retention pond catches runoff. Water from the retention pond is used to water new plants. This is my 9th winter staying with my brother, John Knepp. I work on the landscape during the winter adding beds and plants. John and Lori help in the yard and provide maintenance and care during the summers when I have traveled north.

Paths provide the opportunity to wander the property. Native plants and a fountain attract birds, butterflies, lizards, snakes and insects. There are also some small mammals. A resident roadrunner is curious and watches all the changes with interest. Many plants have been chosen for their relationship to a butterfly or bird. Several birdhouses have been placed around the yard hoping to attract blue birds or swallows. The property has been certified as providing wildlife habitat.

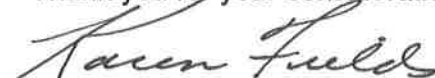
A dump truck full of rocks was salvaged from a construction site. The rocks have been used to build walls and create interest in the landscape. A gabion wall was added to create a patio space.

There are two dinosaurs and a dragonfly, original metal sculptures by Ricardo Breceda, the noted Anza-Borrego Desert artist. A herbivore standing over her nest and a carnivore running around a tree are fun for the family and neighbors.

Please come and take a tour of the yard.

This large yard uses very little water. Careful plant selection and appropriate watering techniques have made it very waterwise.

Thank you for your consideration.


Karen Fields

WATERWISE LANDSCAPE CONTEST 2016

PLANT LIST



By

Karen Fields

Homeowners John and Lori Knepp

I have tried many plant species and varieties. I plant more of the types that survive on low water. I have had success with the following plants.

Sages – many varieties

Ceanothus – many varieties

Manzanita – many varieties

Mallows

Buckwheats – many varieties

Monkey flowers

Penstemon

Toyons

Lemonade Berry

Sugarbush

Laurel Sumac

Oaks

Agaves

Aloes

Lomboy

Silver Senna

California Sunflower

Rushes

Deer Weed

Native Grasses

Plus many others













CONTEST ENTRY DEADLINE: APRIL 8, 2016

Entrant's name

Entrant's daytime phone

Ty Mulken

[Redacted]

Property address: number and street

Entrant's e-mail address

[Redacted]

[Redacted]

City and zip code

[Redacted]

Irrigation system in place and approximate irrigation schedule

Drip Line - water 2 days a week, 10 min.

Approximate date of landscape installation or re-landscaping project

April / May 2015

By signing the contest application, I authorize publication of photographs I submitted (or those taken by others) of my landscape, and my name and my address for the purpose of promoting water conservation programs.

Check here to have your address withheld from publication of results or promotional materials.

[Signature]

3/30/16

Signature of account holder

Date signed

Required materials to include with this signed application form:

- 5-10 Photos of your landscape including at least one overall view
- List of the water-wise plants in your landscape
- A copy of your water bill
- A written explanation of why you elected to install a California-friendly landscape, the design and installation process and any unsuspected benefits? **We want to hear your story!**

How did you hear about this landscape contest? (Example: Poster at a local garden and district newsletter)

e-mail from Vista Irrigation District

Send your application with other required materials to your servicing water agency listed below:

Note: Only these water agencies are participating in this contest.

California American Water
525 B Street, Suite 300
MS 906 San Diego, CA 92101
Chris Gehrki (619) 533-5312

Helix Water District
7811 University Ave
La Mesa, CA 91942
Ted Salois (619) 667-6257

San Dieguito Water District
160 Calle Magdalena
Encinitas, CA 92024-3721
Felice Tackhill (760) 633-2676

City of Escondido
201 North Broadway
Escondido, CA 92025
Kim Silva (760) 839-4076

Olivenhain MWD
1966 Olivenhain Road
Encinitas, CA 92024
Teresa Chase (760) 632-4641

Sweetwater Authority
P.O. Box 2328
Chula Vista, CA 91912
Doug Roberts (619) 409-6881

City of San Diego
525 B Street, Suite 300
MS 906 San Diego, CA 92101
Chris Gehrki (619) 533-5312

Otay Water District
2554 Sweetwater Springs Blvd
Spring Valley, CA 91978
Richard Namba (619) 670-2730

Vallecitos Water District
201 Vallecitos De Oro
San Marcos, CA 92069
Alicia Yerman (760) 744-0460

City of Oceanside
300 North Coast Hwy
Oceanside, CA 92054
Nick Pisano (760) 435-5802

Padre Dam MWD
P.O. Box 719003
Santee, CA 92072
Maggie Buerger
619-258-4613

Vista Irrigation District
1391 Engineer St.
Vista, CA 92081
Brent Reyes (760) 597-3107

**Thank you for sharing
your story, inspiring
others and promoting
water efficient
landscape designs.**

breges@vid-h2o.org

See contest guidelines, judging criteria, landscaping tips and more at www.landscapecontest.com.

Ty Mullen

March 30, 2016

Brent Reyes
Water Conservation Specialist
Vista irrigation District
1391 Engineer Street
Vista, CA 92081

Dear Brent Reyes:

We decided to install a new landscape the beginning of 2015. After researching plants that would do well in southern California I found the SoCal Water smart program. This made all the difference. The benefits of a California friendly landscape were spelled out. We would save money on water costs and lessen our environmental impact over time more than any other type of new landscaping. I contacted a landscaper and decided to go with decomposed granite, plant beds with only drought tolerant plants, and drip lines on a timer.

We've had the new California friendly landscape for almost a year. We've had to do some experimentation with how little water we can get away with using without the plants dying. Also, adjusting for changing seasons was hard to figure out on our own. Thankfully we have only lost a few of our original plants and everything seems to be going well.

I would say the best unexpected benefit of transforming the yard is the reaction and support from people in our neighborhood. We've met so many of our neighbors during the whole process. People have walked by and stopped to chat and ask questions about the yard. We've even had several people drive by honking giving us a thumbs up! Overall it's been a great experience and I'm glad it's turned out so well.

Sincerely,

Ty Mullen

Front Yard

Leucophyllum Texas ranger

Silver germander azureum

Kangaroo paw plant – Red & Orange

Blue Fescue

Aeonium

Penstemon

Tropical Milkweed

Back Yard

Silver germander azureum

Kangaroo paw Red & Orange

Blue Fescue

Aeonium

Salvia greggi red

Penstemon

Bulbine frutescens

Senecio mandraliscae

Tropical Milkweed

Rosemary

Salvia - Sage


Lavender


Pre-conversion photo(s) were submitted by customer to the Socalwatersmart turf removal rebate program and have been added to this California Friendly Landscape Contest Application.













California-Friendly Landscape Contest

Sponsored by local water agencies

CONTEST ENTRY DEADLINE: APRIL 8, 2016

Entrant's name

John & Marcia Rea

Property address: number and street

[Redacted]

City and zip code

[Redacted]

Irrigation system in place and approximate irrigation schedule

Yes - 2 days/week @ 3 minutes per session

Approximate date of landscape installation or re-landscaping project

July 2015

By signing the contest application, I authorize publication of photographs I submitted (or those taken by others) of my landscape, and my name and my address for the purpose of promoting water conservation programs.

Check here to have your address withheld from publication of results or promotional materials.

Signature of account holder

[Handwritten Signature]

Date signed

Required materials to include with this signed application form:

- 5-10 Photos of your landscape including at least one overall view
- List of the water-wise plants in your landscape
- A copy of your water bill
- A written explanation of why you elected to install a California-friendly landscape, the design and installation process and any unsuspected benefits? **We want to hear your story!**

How did you hear about this landscape contest? (Example: Poster at a local garden and district newsletter)

~~Union Tribune Newspaper~~ BRENT REYES (email)

Send your application with other required materials to your servicing water agency listed below:

Note: Only these water agencies are participating in this contest.

California American Water
525 B Street, Suite 300
MS 906 San Diego, CA 92101
Chris Gehrki (619) 533-5312

Helix Water District
7811 University Ave
La Mesa, CA 91942
Ted Salois (619) 667-6257

San Dieguito Water District
160 Calle Magdalena
Encinitas, CA 92024-3721
Felice Tackhill (760) 633-2676

City of Escondido
201 North Broadway
Escondido, CA 92025
Kim Silva (760) 839-4076

Olivenhain MWD
1966 Olivenhain Road
Encinitas, CA 92024
Teresa Chase (760) 632-4641

Sweetwater Authority
P.O. Box 2328
Chula Vista, CA 91912
Doug Roberts (619) 409-6881

City of San Diego
525 B Street, Suite 300
MS 906 San Diego, CA 92101
Chris Gehrki (619) 533-5312

Olaj Water District
2554 Sweetwater Springs Blvd
Spring Valley, CA 91978
Richard Namba (619) 670-2730

Vallecitos Water District
201 Vallecitos De Oro
San Marcos, CA 92069
Alicia Yerman (760) 744-0460

City of Oceanside
300 North Coast Hwy
Oceanside, CA 92054
Nick Pisano (760) 435-5802

Padre Dam MWD
P.O. Box 719003
Sanjee, CA 92072
Maggie Burger
619-258-4613

Vista Irrigation District
1391 Engineer St
Vista, CA 92081
Brent Reyes (760) 597-3107

**Thank you for sharing
your story, inspiring
others and promoting
water efficient
landscape designs.**

See contest guidelines, judging criteria, landscaping tips and more at www.landscapecontest.com.

Our reasons for converting our turf front yard into a water-wise low maintenance landscape design were three fold. The primary motivation was the desire to have a front yard that would embrace the concept of being water-wise in our current drought environment. Our secondary motivation was that we are looking forward to retirement in the not too distant future and wanted a yard that was low maintenance and worry free to leave when we travel. The third motivating factor was the desire to have an aesthetically pleasing yard in place of dead grass and mostly dead plants. What turned out to be the unexpected bonus, and the very best part of the entire project, was getting to know our neighbors. Our landscaper lives across the street. We chose him because of the fantastic job he did on his own house. We bought the majority of our plants from a second neighbor who is starting his own nursery. During the entire project many of our neighbors would stop as they headed up and down our street to chat about the yard and compliment us on the design. Choosing to "go local" brought us closer to the people and community we live it!

Marcia & John Rea

PLANT LIST FOR THE REA HOUSE 

Various agaves

Various aloes

Various salvias

Lantanas

Various drought tolerant grasses

Coastal Live Oak tree

Mexican Red Bud tree


Various succulents

Kangaroo paw

Pre-conversion photo(s) were submitted by customer to the Socalwatersmart turf removal rebate program and have been added to this California Friendly Landscape Contest Application.











CONTEST ENTRY DEADLINE: APRIL 8, 2016

Entrant's name

MARJERI SMITH / HERBIE SMITH

Entrant's daytime phone



Property address: number and street



Entrant's e-mail address



City and zip code



Irrigation system in place and approximate irrigation schedule

HUNTER - DRIP IRRIGATION DAYS: WED / SAT 2 ZONES / 6 MIN EACH

Approximate date of landscape installation or re-landscaping project

MAY 2015 w/ HELP FROM TURF REMOVAL REBATE

By signing the contest application, I authorize publication of photographs I submitted (or those taken by others) of my landscape, and my name and my address for the purpose of promoting water conservation programs.

Check here to have your address withheld from publication of results or promotional materials.

Mary Lind

Signature of account holder

4 / 8 / 2016

Date signed

Required materials to include with this signed application form:

- 5-10 Photos of your landscape including at least one overall view
- List of the water-wise plants in your landscape
- A copy of your water bill
- A written explanation of why you elected to install a California-friendly landscape, the design and installation process and any unsuspected benefits? **We want to hear your story!**

How did you hear about this landscape contest? (Example: Poster at a local garden and district newsletter)

NEWSLETTER / WEBSITE

Send your application with other required materials to your servicing water agency listed below:

Note: Only these water agencies are participating in this contest.

California American Water
525 B Street, Suite 300
MS 906 San Diego, CA 92101
Chris Gehrki (619) 533-5312

Helix Water District
7811 University Ave
La Mesa, CA 91942
Ted Salois (619) 667-6257

San Dieguito Water District
160 Calle Magdalena
Encinitas, CA 92024-3721
Felice Tackhill (760) 633-2676

City of Escondido
201 North Broadway
Escondido, CA 92025
Kim Silva (760) 839-4076

Olivenhain MWD
1966 Olivenhain Road
Encinitas, CA 92024
Teresa Chase (760) 632-4641

Sweetwater Authority
P.O. Box 2328
Chula Vista, CA 91912
Doug Roberts (619) 409-6881

City of San Diego
525 B Street, Suite 300
MS 906 San Diego, CA 92101
Chris Gehrki (619) 533-5312

Otay Water District
2554 Sweetwater Springs Blvd
Spring Valley, CA 91978
Richard Namba (619) 670-2730

Vallecitos Water District
201 Vallecitos De Oro
San Marcos, CA 92069
Alicia Yerman (760) 744-0460

City of Oceanside
300 North Coast Hwy
Oceanside, CA 92054
Nick Pisano (760) 435-5802

Padre Dam MWD
P.O. Box 719003
Santee, CA 92072
Maggie Buerger
619-258-4613

Vista Irrigation District
1391 Engineer St.
Vista, CA 92081
Brent Reyes (760) 597-3107

Thank you for sharing your story, inspiring others and promoting water efficient landscape designs.

California-Friendly Landscape Contest Entry

Smith Residence



Property Goals

- Reduce water usage
- Redirect rainfall into the landscape and planting areas
- Increase permeable surfaces
- Implement the usage of bioswales/basins to assist in retaining water onsite
- Establish native plant communities
- Grow food
- Increase usable space
- Create beautiful natural design aesthetic

Water-Wise Plant Palette:

- Aloe
- Blue Fescue
- California Fescue
- Coyote Mint
- Fan Aloe
- Fountain Grass
- Foxtail Agave
- Hummingbird sage
- Kangaroo Paw
- Lavender
- Mexican feather grass
- Mexican Sage
- Myoporum
- Parasol Aeonium
- Pencil Plant
- Pride of Madeira
- Purple Sage
- Rockrose
- Rock Pursulane
- Rose sage
- Rosemary
- Senecio
- Various Echeverria
- Various Jade
- Various Sedum
- Wooly blue curls
- Yucca

Rationale:

Our motivation for installing a California-Friendly landscape was primarily due to our conscious use of precious water resources. When we purchased our first home in May of 2014, we were excited about the prospect of taking on the challenge of converting our front lawn into a beautiful drought-tolerant paradise! In achieving this goal, we wanted to increase the functionality of the yard, attract local wildlife, and integrate a dry creek bed to capture rain run-off, allowing rainwater to stay on-site.

In the process of developing the landscape design, our neighbor became interested in our project and asked if we could create a design concept that incorporated both of our front yards. Although we explored having a landscape design company tackle the project, we decided that it was too cost prohibitive for our budget. I developed a design that included both yards while managing all aspects of the project from removal of the sod, excavation of the creek and swells, selection/installation of plants, installation of drip irrigation, spreading mulch, and lighting installation.

Managing this project was extremely rewarding and has raised many eyebrows in our community. The HOA was thrilled with the outcome despite their initial concerns, given I am not a landscape designer. In less than a year, we have a beautiful water-wise garden that has reduced our water usage by 30%. In addition, we have reduced costs for landscape maintenance (weekly mowing/edging), raised awareness within our community about sustainable landscaping, and become a habitat for abundant wildlife including insects, reptiles, and birds. The functionality of our dry creek bed has performed well during our winter storms, allowing us to capture an abundance of water to recharge the aquifer under our property.

Through out the process we have been engaging our children by conveying the importance of protecting the most important resource on the planet, water. They have become more socially aware and appreciate the results. We have since began projects in our backyard including a grey-water laundry-to-landscape system used to irrigate our fruit trees. We appreciate your consideration for our application and hope our story will inspire others to do their part to conserve.

Peace,
The Smiths


















DRENT REYES

VID



CONTEST ENTRY DEADLINE: APRIL 8, 2016

Entrant's name

SHEILA STEARNS

Entrant's daytime phone

[Redacted]

Property address: number and street

[Redacted]

Entrant's e-mail address

[Redacted]

City and zip code

[Redacted]

Irrigation system in place and approximate irrigation schedule

DRIP M, W, F, 5 ZONES 10min EACH

Approximate date of landscape installation or re-landscaping project

Nov 2015

By signing the contest application, I authorize publication of photographs I submitted (or those taken by others) of my landscape, and my name and my address for the purpose of promoting water conservation programs.

Check here to have your address withheld from publication of results or promotional materials.

[Signature]

4-April-16

Signature of account holder

Date signed

Required materials to include with this signed application form:

- 5-10 Photos of your landscape including at least one overall view
- List of the water-wise plants in your landscape
- A copy of your water bill
- A written explanation of why you elected to install a California-friendly landscape, the design and installation process and any unsuspected benefits? **We want to hear your story!**

How did you hear about this landscape contest? (Example: Poster at a local garden and district newsletter)

E-MAILED FROM VID

Send your application with other required materials to your servicing water agency listed below:

Note: Only these water agencies are participating in this contest.

California American Water
525 B Street, Suite 300
MS 906 San Diego, CA 92101
Chris Gehrki (619) 533-5312

Helix Water District
7811 University Ave
La Mesa, CA 91942
Ted Salois (619) 667-6257

San Dieguito Water District
160 Calle Magdalena
Encinitas, CA 92024-3721
Felice Tackill (760) 633-2676

City of Escondido
201 North Broadway
Escondido, CA 92025
Kim Silva (760) 839-4076

Olivenhain MWD
1966 Olivenhain Road
Encinitas, CA 92024
Teresa Chase (760) 632-4641

Sweetwater Authority
P.O. Box 2328
Chula Vista, CA 91912
Doug Roberts (619) 409-6881

City of San Diego
525 B Street, Suite 300
MS 906 San Diego, CA 92101
Chris Gehrki (619) 533-5312

Otay Water District
2554 Sweetwater Springs Blvd
Spring Valley, CA 91978
Richard Namba (619) 670-2730

Vallejitos Water District
201 Vallejitos De Oro
San Marcos, CA 92069
Alicia Yerman (760) 744-0460

City of Oceanside
300 North Coast Hwy
Oceanside, CA 92054
Nick Pisano (760) 435-5802

Padre Dam MWD
P.O. Box 719003
Santee, CA 92072
Maggie Buerger
619-258-4613

Vista Irrigation District
1391 Engineer St.
Vista, CA 92081
Brent Reyes (760) 597-3107

Thank you for sharing
your story, inspiring
others and promoting
water efficient
landscape designs.

California Friendly Landscape Contest



List of plants used on my project

Lantana
Society Garlic
False Heather
New Zealand Tea Bush
Dwarf Bottle Brush
Silva: Red and Purples
Agapanthus
Myoporum Pink
Myoporum Laetum Tree
Purple Fountain Grass
Pink Gaura
Colandreas
Blue Potato Bush
Coleus

My Story

My front lawn hadn't been looking too well the last few years. I had always been mindful of how long the sprinklers ran but it just got harder and harder to keep the grass lush and green with out pouring more and more money on water, chemicals and fertilizers.

The thought of taking out my once beautiful lawn always bothered me because I could never imagine anything that was as nice looking. Visions of drab rocks and prickly cactus held no appeal; however with concerns over our water supply and the increasing difficulty of maintaining a yard so large, made

me reconsider. I went to parks that showcased California friendly landscaping to learn more about what I could do.

I decided that I had a great area that could become a beautiful retreat that was comfortable and welcoming without all the lawn. I chose to create curved and terraced retaining walls using tan stackable blocks. We installed a complete new drip system to water new plants that appealed to Humming Birds and look bright and cheery then we covered weed screen with wood chips. We put in golden rocks throughout the common area, a short winding, compacted DG pathway with stepping stones. Then I designed a travertine patio seating area with a small propane fire ring as the focal point and installed LED accent lighting all around to make the revamped area welcoming day or night.

Although I did all this, and I'm just a novice, I am so pleased with how well my front yard turned out. That's why I am entering this contest. I wanted to encourage others to see first hand how nice and enjoyable a yard can be without traditional turf. I'm not done yet... there are still some wonderful things I plan on incorporating into my water-wise front yard. Be creative and with an open mind take the leap and go California Friendly Landscaping!





















California-Friendly Landscape Contest

Sponsored by local water agencies

CONTEST ENTRY DEADLINE: APRIL 8, 2016

Entrant's name

Melissa Symington

Entrant's daytime phone

[REDACTED]

Property address: number and street

[REDACTED]

Entrant's e-mail address

City and zip code

[REDACTED]

Irrigation system in place and approximate irrigation schedule


Rainbird Smart controller with drip / No schedule - OFF to area

Approximate date of landscape installation or re-landscaping project

August 2014 - November 2014

By signing the contest application, I authorize publication of photographs I submitted (or those taken by others) of my landscape, and my name and my address for the purpose of promoting water conservation programs.

Check here to have your address withheld from publication of results or promotional materials.



Signature of account holder

3/27/16
Date signed

Required materials to include with this signed application form:

- 5-10 Photos of your landscape including at least one overall view - via email
- List of the water-wise plants in your landscape
- A copy of your water bill
- A written explanation of why you elected to install a California-friendly landscape, the design and installation process and any unsuspected benefits? **We want to hear your story!**

How did you hear about this landscape contest? (Example: Poster at a local garden and district newsletter)

District newsletter; newspaper article

Send your application with other required materials to your servicing water agency listed below:

Note: Only these water agencies are participating in this contest.

California American Water
525 B Street, Suite 300
MS 906 San Diego, CA 92101
Chris Gehrki (619) 533-5312

Helix Water District
7811 University Ave
La Mesa, CA 91942
Ted Salois (619) 667-6257

San Dieguito Water District
160 Calle Magdalena
Encinitas, CA 92024-3721
Felice Tackill (760) 633-2676

City of Escondido
201 North Broadway
Escondido, CA 92025
Kim Silva (760) 839-4076

Olivenhain MWD
1966 Olivenhain Road
Encinitas, CA 92024
Teresa Chase (760) 632-4641

Sweetwater Authority
P.O. Box 2328
Chula Vista, CA 91912
Doug Roberts (619) 409-6881

City of San Diego
525 B Street, Suite 300
MS 906 San Diego, CA 92101
Chris Gehrki (619) 533-5312

Otay Water District
2554 Sweetwater Springs Blvd
Spring Valley, CA 91978
Richard Namba (619) 670-2730

Vallejitos Water District
201 Vallejitos De Oro
San Marcos, CA 92069
Alicia Yerman (760) 744-0460

City of Oceanside
300 North Coast Hwy
Oceanside, CA 92054
Nick Pisano (760) 435-5802

Padre Dam MWD
P.O. Box 719003
Santee, CA 92072
Maggie Buerger
619-258-4613

Vista Irrigation District
1391 Engineer St.
Vista, CA 92081
Brent Reyes (760) 597-3107

Thank you for sharing your story, inspiring others and promoting water efficient landscape designs.

Melissa and Justin Symington

California-Friendly Landscape Contest

When we read about the turf removal rebate programs offered by our water district, we knew that the time had come for us to remove the grass currently planted around our house. We had a couple of areas next to the house with grass for our dogs. However, over the course of the summer, the grass has begun to die back and looked pretty bad. We decided not to increase our irrigation use, since both of us are quite conscious of our water use, especially for landscaping. The rebate program gave us the added incentive we needed to remove the grass from our yard and redesign the areas, focusing on minimal water use and water-wise landscaping features.

We did all of the work ourselves to remove the grass and install the new landscaping—it was a fun project that took us about four months to complete. For the area at the front of our house, we chose to install a flagstone path through the landscaping, so that we could walk through the area and connect to our outdoor living space. We also wanted groundcover that didn't need to be replaced often, was porous and would hold soil moisture in for the plants, so we chose to use decomposed granite as our groundcover instead of mulch. Choosing the plants was the most fun! We visited a few local garden centers, looking for CA native and water-wise plants that complemented each other and were low maintenance. In the end, our landscape includes both CA natives and lots of succulents. One section is also our “under-the-sea” collection of succulents, all chosen because together they look like they could be part of a coral reef system.

Because of the plants we chose and the addition of DG as groundcover, we have not had to irrigate any of this area after replanting it. We do have drip irrigation installed, but we have not turned it on since converting the space two years ago. This has been a huge benefit of the installation, since we went from watering grass every other day to not irrigating at all, and we have seen our water usage decrease dramatically. Another benefit of re-landscaping our space has been the impact on local wildlife, specifically hummingbirds, butterflies and honeybees. The plants we chose are all beneficial to these species, and our front yard is frequently filled with a mix of them, all attracted to the flowers in bloom. Our turf removal has also inspired others in our neighborhood to undertake similar projects, spreading the water savings further, and we frequently chat with our neighbors about our project and how we completed all of it. Overall, the turf removal program encouraged us to undertake a project that has had quite a few benefits for us and has resulted in landscaping that is beautiful and water-wise.

Common Plant Name	Botanical Name
Euphorbia	Euphorbia rigida
Jade	Crassula ovata
Aeonium Sunburst	Aeonium decorum
Spanish Lavender	Lavandula stoechas
Blue Fescue	Festuca glauca 'Elijah Blue'
Tree aeonium	Aeonium arboreum
Blue chalk sticks	Senecio mandraliscae
Campfire	Crassula capitella
Wooly Thyme	Thymus lanuginosus
Commander Hay	Sempervivum Commander Hay
Opalina	Graptopetalum opalina
Frangipani	Plumeria rubra
Silver Teaspoon	Kalanchoe bracteata
Flapjacks Plant	Kalanchoe thyrsiflora
Hens and Chickens	Echeveria
Baby Necklace	Crassula rupestris
Swizzle Sticks	Senecio antieuphorbium
Aloe vera	Aloe vera
Blue Curls	Echeveria shaviana
Carunculata	Echeveria gibbiflora var carunculata

Pre-conversion photo(s) were submitted by customer to the Socalwatersmart turf removal rebate program and have been added to this California Friendly Landscape Contest Application.













California-Friendly Landscape Contest

Sponsored by local water agencies

CONTEST ENTRY DEADLINE: APRIL 8, 2016

Entrant's name

Entrant's daytime phone

Mark & Judy Vernoy

Property address: number and street

Entrant's e-mail address

City and zip code

Irrigation system in place and approximate irrigation schedule

yes ↑ ↓ *During the summer, 10 minutes/week in most zones; 5 minutes/day in raised beds*

Approximate date of landscape installation or re-landscaping project

March, 2009 (*During the rainy season, we turn off all irrigation*)

By signing the contest application, I authorize publication of photographs I submitted (or those taken by others) of my landscape, and my name and my address for the purpose of promoting water conservation programs.

Check here to have your address withheld from publication of results or promotional materials.

Mark Vernoy
Signature of account holder

April 2, 2016
Date signed

Required materials to include with this signed application form:

- 5-10 Photos of your landscape including at least one overall view
- List of the water-wise plants in your landscape
- A copy of your water bill
- A written explanation of why you elected to install a California-friendly landscape, the design and installation process and any unsuspected benefits? **We want to hear your story!**

How did you hear about this landscape contest? (Example: Poster at a local garden and district newsletter)

Placard in a neighbor's yard

Send your application with other required materials to your servicing water agency listed below:

Note: Only these water agencies are participating in this contest.

California American Water
525 B Street, Suite 300
MS 906 San Diego, CA 92101
Chris Gehrki (619) 533-5312

Helix Water District
7811 University Ave
La Mesa, CA 91942
Ted Salois (619) 667-6257

San Dieguito Water District
160 Calle Magdalena
Encinitas, CA 92024-3721
Felice Tackthill (760) 633-2676

City of Escondido
201 North Broadway
Escondido, CA 92025
Kim Silva (760) 839-4076

Olivenhain MWD
1966 Olivenhain Road
Encinitas, CA 92024
Teresa Chase (760) 632-4641

Sweetwater Authority
P.O. Box 2328
Chula Vista, CA 91912
Clay Clifton (619) 409-6779

City of San Diego
525 B Street, Suite 300
MS 906 San Diego, CA 92101
Chris Gehrki (619) 533-5312

Otay Water District
2554 Sweetwater Springs Blvd
Spring Valley, CA 91978
Richard Namba (619) 670-2730

Vallecitos Water District
201 Vallecitos De Oro
San Marcos, CA 92069
Alicia Yerman (760) 744-0460

City of Oceanside
300 North Coast Hwy
Oceanside, CA 92054
Nick Pisano (760) 435-5802

Padre Dam MWD
P.O. Box 719003
Santee, CA 92072
Maggie Buerger
619-258-4613

Vista Irrigation District
1391 Engineer St.
Vista, CA 92081
Brent Reyes (760) 597-3107

Thank you for sharing your story, inspiring others and promoting water efficient landscape designs.

Our California-Friendly Landscape

Rationale and Design

In 2008, we began construction on a new home. Being environmentally conscious all our lives, we determined to make our new home as eco-friendly as possible. That meant using extra insulation in the walls to maintain an even house temperature, putting solar collectors on the roof to generate our own electricity, wiring the house for a future plug-in electric car (which we now have), and creating water-wise landscaping in response to living in drought-prone Southern California. We engaged a friend, John Ploetz, who happens to be a landscape designer with ample experience and lots of creative ideas for drought-tolerant landscaping. We teamed up with John to design a back yard filled with native and drought-tolerant plants; side yards with citrus and other fruit trees, along with drought-tolerant plants; a front courtyard filled with a great variety of cacti, aloes, agaves, and other succulents, as well as two Palo Verde trees; and an area inside our circular driveway filled with miscellaneous plants to accompany the two large existing California Live Oak trees, all of which complement our Southwestern-style home.

Installation

We enlisted a gardening team to do all the manual labor involved in bringing our dreams to fruition. Due to their efforts, we have sufficient drainage and irrigation throughout the entire property. In native plant areas, we use a sprinkling system; in cacti/succulent areas we use a drip system; and in our raised bed vegetable gardens we use a combination of drip irrigation and soaker hoses. To retain water and prevent excess evaporation, most of our yard is covered in mulch. In our backyard, DG pathways wind through and around the hundreds of native/drought tolerant plants and trees. These pathways are lined with rocks that in two areas are used to create dry stream bed effects. Following that theme, small boulders dot the yard to create a natural look, and boulders form a boundary along our elevated vegetable bed area. These boulders are topped with iceberg roses that, once established, have thrived with only a once a week watering. Because we felt that we needed a grassy area for our Golden Retriever and future grandchildren, we originally planted sod in our side yard; a few years later, however, we replaced this with artificial turf, which uses no water and serves our purposes perfectly. Instead of asphalt or solid concrete, we chose

pavers to cover our driveway and patios because of their bio-friendly benefit of allowing all drainage to soak directly into the ground.

Surprising Benefits

When originally designing our landscaping, our main focus was on drought tolerance. We selected plants that certainly appealed to us, but at first our main joy was in knowing that these plants would eventually require very little or no water. Now, seven years later, these plants have matured and need only minimal watering during the summer. But our greatest surprise is seeing our fully grown plants covering our entire yard with a myriad of colors, smells, and textures, from the vivid gold of the California poppy, to the pungent odor of our many salvias, to the spiky spines of our courtyard aloes. When we first put in our plants, we had no idea of the delight we would encounter from the blooming of our deep pink rockroses and light pink penstemons; our purple-hued Pride of Maderas, lavenders, butterfly bush flowers, and wild lilacs; our bright white iceberg roses and delicate bell-shaped manzanita florets; our vibrant yellow Mexican marigolds and acacia blossoms; the brilliant orange aloes and poppies; and the once-every-several-years flowered stalks of the agaves. Likewise, we never anticipated the joy we would experience as, walking along the pathways through our park-like back yard, we are attended at nearly all times of the year by the hummingbirds, crows, doves, tanagers, butterflies, bees, rabbits, and myriad other wildlife that thrive in our Southern California environment. A few years ago, while visiting in Borrego Springs and viewing the many metal sculptures along the highway created by Ricardo Breceda, we decided that his sculptures would be a welcome addition to our yard. So we now have Geraldine the Giraffe munching from the acacia tree in our backyard and Homer the Tortoise greeting guests as they enter our courtyard and approach our front door.

The pictures included with our Contest Entry and the above narrative do not do justice to our stunning, delightfully diverse landscaping enhancing our Southwestern-style home. To truly appreciate our home and garden, you need to experience it firsthand. Please drop by and wander along our meandering pathways and immerse yourself in our SoCal environment. We know you will enjoy our California-friendly landscape as much as we do.

Mark & Judy Vernoy

List of Water-Wise Plants in our Yard


SHRUBS/FLOWERS/SUCCULENTS

Arctostaphylos "Howard McMinn" (Manzanita)
Ceonothus (Wild Lilac) – several types
Various Types of Salvia
Penstemons
Leonotis leonurus (Lion's Tail)
Lavandula stoechas (Spanish Lavender)
Buddleja davidii (Butterfly Bush)
Eschscholzia californica (California Golden Poppy)
Woolly Blue Curls
Blue Hibiscus
Sunset Rockrose
Pride of Madera
Iceberg Roses
Fortnight Lily
Sea Lavender (Statice)
Blue Pickle
Mexican Marigold
Rosemary
Hardenbergia violacea "Happy Wanderer"
Sentinel Grass
Purple Fountain Grass
Matilija Poppy
Calandrinia
Grevillia
Lemonade Berry
Ribes vibrunifolium (Catalina Perfume)
Various Types of Aloes
Various Types of Agaves
Cacti
A Wide Variety of Other Succulents

TREES

Quercus agrifolia (Coast Live Oak)
Palo Verde "Desert Museum"
Tabebuja ipe (Yellow Trumpet Tree)
Jacarandas
Acacia baileyana "Purpurea"
Whitethorn Acacia
Arbutus unedo compacta (Strawberry Tree)
California Pepper Tree
Willow Pittosporum (Australian willow)











California-Friendly Landscape Contest

Sponsored by local water agencies



CONTEST ENTRY DEADLINE: APRIL 8, 2016

Entrant's name

Entrant's daytime phone

Jackie Weiss

Property address: number and street

Entrant's e-mail address

City and zip code

Irrigation system in place and approximate irrigation schedule

automatic sprinklers and drip irrigation for trees *2 times / week (3-4 minutes)*

Approximate date of landscape installation or re-landscaping project

September 2015 through March 2016 *and drought tolerant plants.*

By signing the contest application, I authorize publication of photographs (submitted (or those taken by others) of my landscape, and my name and my address for the purpose of promoting water conservation programs.

Check here to have your address withheld from publication of results or promotional materials.

O.K. to publish address, J. Weiss

Jackie Weiss

4-7-16

Required materials to include with this signed application form:

- 5-10 Photos of your landscape including at least one overall view
- List of the water-wise plants in your landscape
- A copy of your water bill
- A written explanation of why you elected to install a California-friendly landscape, the design and installation process and any unsuspected benefits? **We want to hear your story!**

How did you hear about this landscape contest? (Example: Poster at a local garden and district newsletter)

I received an email invitation to enter from VID

Send your application with other required materials to your servicing water agency listed below:

Note: Only these water agencies are participating in this contest.

California American Water
525 B Street, Suite 300
MS 906 San Diego, CA 92101
Chris Gehrki (619) 533-5312

Helix Water District
7811 University Ave
La Mesa, CA 91942
Ted Salois (619) 667-6257

San Dieguito Water District
160 Calle Magdalena
Encinitas, CA 92024-3721
Felice Tackill (760) 633-2676

City of Escondido
201 North Broadway
Escondido, CA 92025
Kim Silva (760) 839-4076

Olivenhain MWD
1966 Olivenhain Road
Encinitas, CA 92024
Teresa Chase (760) 632-4641

Sweetwater Authority
P.O. Box 2328
Chula Vista, CA 91912
Clay Clifton (619) 409-6779

City of San Diego
525 B Street, Suite 300
MS 906 San Diego, CA 92101
Chris Gehrki (619) 533-5312

Otay Water District
2554 Sweetwater Springs Blvd
Spring Valley, CA 91978
Richard Namba (619) 670-2730

Vallecitos Water District
201 Vallecitos De Oro
San Marcos, CA 92069
Alicia Yerman (760) 744-0460

City of Oceanside
300 North Coast Hwy
Oceanside, CA 92054
Nick Pisano (760) 435-5802

Padre Dam MWD
P.O. Box 719003
Santee, CA 92072
Maggie Buerger
619-258-4613

Vista Irrigation District
1391 Engineer St.
Vista, CA 92081
Brent Reyes (760) 597-3107

Thank you for sharing your story, inspiring others and promoting water efficient landscape designs.

Water Wise Plants Used in the Landscape

Asperagus grass, Mexican grass, echeveria rosettes, agaves, aloes, ice plant

Shade trees: golden medallion, jacarandas, plum, oak

Natural materials: bark, flagstone, pebbles, cement formed stepping stones

Written Explanation of Why We Elected to Install a California Friendly Landscape

We have lived in our one acre property for thirty years. We have some lovely natural assets, like the four big oaks and two jacarandas that spread their arms in a canopy in the backyard. They offer shade and cool the breeze during the summer.

In 1986 we originally used sod around the house, seeded the rest of the acre with grass, and covered the slopes with ice plant and ivy. Then, we added a pool.


As the draught years began to be more numerous, we decided to add more trees to give shade around the house. In June 2015, I applied for a So Cal Water Smart "Turf Removal" grant. The grant got us thinking about eliminating not only grass, but ice plant as well.

One of our neighbors also has large areas to landscape. He used a bark mixture of juniper and eucalyptus that smelled very nice. We had his gardener deliver three truck loads for us. Deciding to use bark, flagstone, pebbles, and cement stepping stones on multiple levels, we developed new areas of the yard. Four more jacarandas, a golden medallion, and a plum tree were added for shade, and fifteen succulents added color and variety to the sunny areas. Retaining walls were added to reinforce the small patios on the slopes. And, as our yard became more draught tolerant and protected from erosion, it also became more visually interesting, as one can witness from the photographs.

Jackie and Gabriel Weiss



Pre-conversion photo(s) were submitted by customer to the Socalwatersmart turf removal rebate program and have been added to this California Friendly Landscape Contest Application.






Waves - backyard



Veria - backyard



Weiss - backyard



Weiss - backyard



Mona - Backyard



Neira - backyard



Mina's - backyard



Weiss - backyard



Weiss - front yard

California-Friendly Landscape Contest

Sponsored by local water agencies

CONTEST ENTRY DEADLINE: APRIL 8, 2016

Entrant's name

Duane Weston

Entrant's daytime phone

Property address: number and street

613 Cortez Ave

Entrant's e-mail address

City and zip code

Irrigation system in place and approximate irrigation schedule

Spray system and irrigate 2-3 times a week

Approximate date of landscape installation or re-landscaping project

August - September 2015

By signing the contest application, I authorize publication of photographs I submitted (or those taken by others) of my landscape, and my name and my address for the purpose of promoting water conservation programs.

Check here to have your address withheld from publication of results or promotional materials.

Duane Weston

Signature of account holder

3/30/16

Date signed

Required materials to include with this signed application form:

- 5-10 Photos of your landscape including at least one overall view
- List of the water-wise plants in your landscape
- A copy of your water bill
- A written explanation of why you elected to install a California-friendly landscape, the design and installation process and any unsuspected benefits? **We want to hear your story!**

How did you hear about this landscape contest? (Example: Poster at a local garden and district newsletter)

VID email and district website

Send your application with other required materials to your servicing water agency listed below:

Note: Only these water agencies are participating in this contest.

California American Water
525 B Street, Suite 300
MS 906 San Diego, CA 92101
Chris Gehrki (619) 533-5312

Helix Water District
7811 University Ave
La Mesa, CA 91942
Ted Salois (619) 667-6257

San Dieguito Water District
160 Calle Magdalena
Encinitas, CA 92024-3721
Felice Tackill (760) 633-2676

City of Escondido
201 North Broadway
Escondido, CA 92025
Kim Silva (760) 839-4076

Olivenhain MWD
1966 Olivenhain Road
Encinitas, CA 92024
Teresa Chase (760) 632-4641

Sweetwater Authority
P.O. Box 2328
Chula Vista, CA 91912
Clay Clifton (619) 409-6779

City of San Diego
525 B Street, Suite 300
MS 906 San Diego, CA 92101
Chris Gehrki (619) 533-5312

Otay Water District
2554 Sweetwater Springs Blvd
Spring Valley, CA 91978
Richard Namba (619) 670-2730

Vallecitos Water District
201 Vallecitos De Oro
San Marcos, CA 92069
Alicia Yerman (760) 744-0460

City of Oceanside
300 North Coast Hwy
Oceanside, CA 92054
Nick Pisano (760) 435-5802

Padre Dam MWD
P.O. Box 719003
Santee, CA 92072
Maggie Buerger
619-258-4613

Vista Irrigation District
1391 Engineer St.
Vista, CA 92081
Brent Reyes (760) 597-3107

Thank you for sharing
your story, inspiring
others and promoting
water efficient
landscape designs.

Why I Installed a California-friendly Landscape!

I had been aware of the increasing water shortage in California for quite some time and other than turning off the tap when I brushed my teeth, had done little on my part. As I noticed yards in our area turning to artificial turf and gravel, I knew that was NOT how I wanted my yard to look BUT I did want to save water. I began researching online and met with a designer who understood my desire to conserve water while maintaining a beautiful yard.

We worked together to choose drought tolerant, blooming plants and designed an area with a bench to increase the time spent in the front yard. We discussed lighting and the addition of stairs to tie the look together. After some initial scepticism from my husband, we decided to apply for the landscaping rebate and began plans to tear out 20 years of lawn.

We did the demolition ourselves and hired a contractor to install concrete, a new irrigation system, lighting and new, beautiful drought tolerant plants. Of course the planting coincided with probably the hottest September on record! After losing a few plants the weather cooled off and we were able to complete our project in time to apply for the rebate.

Fast forward six months and we LOVE our new landscaping. Not only has it greatly reduced our water usage, it is also almost maintenance free and looks beautiful! We receive many compliments from neighbors and have even encouraged a few to move away from turf. My favorite part is the way the plants sway in the breeze, exactly the movement I was looking for. And an unexpected benefit is we are spending more time in our front yard, sitting on our bench, enjoying the beautiful view.

Sue Weston

Weston Plant List

Rosa "Flower Carpet white	5 gallon	x5
Raphiolepis umbellata minor	5 gallon	x5
salvia leucantha	5 gallon	x3
Olea "Little Ollie"	5 gallon	x1
salvia "hot lips	5 gallon	x6
erigeron karvinskianus	3 gallon	x8
lantana montevidensis "alba"	5 gallon	x4
lomandra "breeze"	5 gallon	x2
Olea "Swan Hill"	24" box	x1
Lithodora Grace ward	1 gallon	x6
Correa dusky bells	1 gallon	x9
cistus "sunset"	1 gallon	x6

Pre-conversion photo(s) were submitted by customer to the Socalwatersmart turf removal rebate program and have been added to this California Friendly Landscape Contest Application.



WESTON -



WESTON -

