

MINUTES OF THE REGULAR MEETING OF THE
WATER SUSTAINABILITY COMMITTEE OF THE
BOARD OF DIRECTORS OF THE
VISTA IRRIGATION DISTRICT

April 28, 2015

A meeting of the Water Sustainability Committee of Vista Irrigation District was held on Friday, April 28, 2015, at the offices of the District, 1391 Engineer Street, Vista, California.

1. CALL TO ORDER

Chair Dorey called the meeting to order at 9:00 a.m.

2. ROLL CALL

Committee members present: Dorey and Reznicek.

Committee members absent: None.

Staff present: Brett Hodgkiss, Administrative Services Manager and Brent Reyes, Water Conservation Specialist.

Other attendees: None.

3. APPROVAL OF AGENDA

The agenda was approved as presented.

4. PUBLIC COMMENT TIME

No public comments were presented on items not appearing on the agenda.

5. 2015 CALIFORNIA-FRIENDLY LANDSCAPE CONTEST

See application packages attached hereto.

Mr. Reyes provided the Committee with background and history on the District's participation in the California-Friendly Landscape Contest. He also explained the transition from being a regional contest coordinated and funded by the San Diego County Water Authority to a contest that is jointly coordinated and promoted, but individually judged, by the participating agencies. Mr. Reyes explained the current landscape contest judging criteria to the Committee.

After discussion and careful consideration of the seven landscape contest applications submitted to the District, the Committee selected James and Rebeca Howell as the winners of the Vista Irrigation District's 2015 California-Friendly Landscape Contest. As the winners of the landscape contest, the Howells will receive a plaque and a \$250 gift certificate to a local nursery at the May 13, 2015 Board meeting. The Committee also wished to recognize Gail Carter with an honorable mention certificate.

6. COMMENTS BY COMMITTEE MEMBERS

No committee member comments were presented.

7. ADJOURNMENT

There being no further business to come before the Committee, at 10:10 a.m. Chair Dorey adjourned the meeting.



Paul E. Dorey, Chair

ATTEST:



Lisa R. Soto, Secretary
Board of Directors
VISTA IRRIGATION DISTRICT



**WATER SUSTAINABILITY
COMMITTEE
STAFF REPORT**

Agenda Item:

Meeting Date: April 28, 2015
Prepared By: Brent Reyes
Reviewed By: Brett Hodgkiss/Eldon Boone
Approved By: Roy Coox

SUBJECT: 2015 CALIFORNIA-FRIENDLY LANDSCAPE CONTEST

RECOMMENDATION: Review submittals and select a winner of Vista Irrigation District's 2015 California-Friendly Landscape Contest.

PRIOR BOARD ACTION: At its May 14, 2014 meeting, the Board awarded a gift certificate to the winner of Vista Irrigation District's 2014 California-Friendly Landscape Contest.

FISCAL IMPACT: \$250 for the landscape contest is included in the budget.

SUMMARY: The District was asked to take part in the 2015 California-Friendly Landscape Contest jointly coordinated and promoted, but individually judged, by participating agencies. The District accepted the invitation and joined twelve other local agencies (Helix Water District, Olivenhain Municipal Water District, Otay Water District, Padre Dam Municipal Water District, San Dieguito Water District, Santa Fe Irrigation District, Sweetwater Authority, Vallecitos Water District, California American Water, and the cities of Escondido, Oceanside and San Diego) in participating in the landscape contest. The landscape contest winner receives a \$250 gift certificate to a local nursery from the participating agency.

DETAILED REPORT: This is the third straight year the District has participated in the landscape contest. Promotional materials were emailed to customers who participated in the Metropolitan Water District of Southern California's turf removal program. Additional landscape contest promotional efforts included: issuing a joint news release with other participating agencies, contributing to an ad placed in the Horticultural Society's newsletter, placing promotional materials in the lobby and announcing the contest on the District's web site. The District received seven applications by the April 10, 2015 deadline.

Water Conservation and Sustainability Committee members Dorey and Reznicek are the judges for the contest. A \$250 gift certificate will be presented to the landscape contest winner at the May 13, 2015 Board meeting. The winner will also be invited to partake in a ceremony recognizing all participating agencies' winners at the Water Conservation Garden on May 16, 2015. The winner's landscape will also be featured at www.landscapecontest.com.

ATTACHMENTS: California-Friendly Landscape Contest Applications

California-Friendly Landscape Contest

Sponsored by local water agencies

CONTEST ENTRY DEADLINE: APRIL 10, 2015

Entrant's name

ALLEN AND PENNY CARLSON

Entrant's daytime phone

Property address: number and street

Entrant's e-mail address

City and zip code

Irrigation system in place and approximate irrigation schedule

YES, BUT WE HAND WATER ONCE A WEEK/10 DAYS

Approximate date of landscape installation or re-landscaping project

MAY - JUNE 2014

By signing the contest application, I authorize publication of photographs I submitted (or those taken by others) of my landscape, and my name and my address for the purpose of promoting water conservation programs.

Check here to have your address withheld from publication of results or promotional materials.

C. Allen Carlson

4/8/2015

Signature of account holder

Date signed

Required materials to include with this signed application form:

- 5-10 Photos of your landscape including at least one overall view
- List of the water-wise plants in your landscape
- A copy of your water bill
- A written explanation of why you elected to install a California-friendly landscape, the design and installation process and any unsuspected benefits? **We want to hear your story!**

How did you hear about this landscape contest? (Example: Poster at a local garden and district newsletter)

RECEIVED AN EMAIL

Send your application with other required materials to your servicing water agency listed below:

Note: Only these water agencies are participating in this contest.

California American Water
525 B Street, Suite 300
MS 906 San Diego, CA 92101
Chris Gehrki (619) 533-5312

Helix Water District
7811 University Ave
La Mesa, CA 91942
Ted Salois (619) 667-6257

San Dieguito Water District
160 Calle Magdalena
Encinitas, CA 92024-3721
Felice Tacktill (760) 633-2676

City of Escondido
201 North Broadway
Escondido, CA 92025
Kim Silva (760) 839-4076

Olivenhain MWD
1966 Olivenhain Road
Encinitas, CA 92024
Teresa Chase (760) 632-4641

Sweetwater Authority
P.O. Box 2328
Chula Vista, CA 91912
Doug Roberts (619) 409-6881

City of San Diego
525 B Street, Suite 300
MS 906 San Diego, CA 92101
Chris Gehrki (619) 533-5312

Otay Water District
2554 Sweetwater Springs Blvd
Spring Valley, CA 91978
Richard Namba (619) 670-2730

Vallecitos Water District
201 Vallecitos De Oro
San Marcos, CA 92069
Alicia Yerman (760) 744-0460

City of Oceanside
300 North Coast Hwy
Oceanside, CA 92054
Emily Steward (760) 435-5802

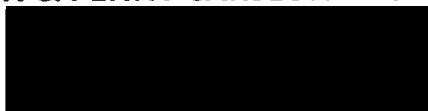
Padre Dam MWD
P.O. Box 719003
Santee, CA 92072
Maggie Buerger
619-258-4613

Vista Irrigation District
1391 Engineer St.
Vista, CA 92081
Brent Reyes (760) 597-3107

**Thank you for sharing
your story, inspiring
others and promoting
water efficient
landscape designs.**

See contest guidelines, judging criteria, landscaping tips and more at www.landscapecontest.com.

ALLEN & PENNY CARSLON PROJECT



PLANT LIST:

COMMON PLANT NAME	BOTANICAL NAME
1. Desert Bird of Paradise	Caesalpnia gilliesii
2. Cowboy Cactus	Euphorbia Ingens
3. Red Star Dracaena Palm	Cordyline Red Star
4. Dwarf Burgandy Flax	Phorimium tenax
5. Caribbean Copper Tree	Euphorbia cotinifolia
6. Bird of Paradise	Strelitzia reginae
7. Hearts of Gold	Cercis Canadensis
8. Bamboo Rush	Chondropetalum tectorum
9. Shrub Daisy	Euryops pectinatus "Viridis"
10. Kaleidoscope abelia	belia grandiflora "Kaleidoscope"
11. Bush mallow	Lavatera maritime
12. Kangaroo paw	Anigozanthos flavidus
13. Sago palm	Cycas revolute
14. desert spoon	Dasyilirion wheeleri
15. Bougainvillea spp	bougainvillea "Torch Glow"
16. Crimson bottlebrush	Callistemo citrinus
17. Sweet pea bush (petite butterfly)	Poligala fruticosa
18. Golden Euonymus	Euonymus japonicus "Ovatus
19. Mexican bush sage	Salvia leucantha
20. Rosaceae - Iceberg/White	Armeria compacta/Rosaceae
21. Rose - Iceberg/Burgandy	Rosaceae
22. Purpureus	Cotinus coggygria
23. Peruvian Lily	Alstroemeria
24. Grass - Mexican Feather	Stipa tenuissima
25. Glauca Pendula (serpentine)	Cedrus atlantica
26. Fountain Grass	Pennisetum setaceum
27. Blue Chip	Buddleja h.
28. Tapien (purple)	Verbena
29. Butterfly Milkweed	Asclepias tuberosa
30. Maiden Grass	Miscanthus Sinensis
31. Lily of the Nile	Agapantha
32. Pigmay Date Palm	Phoenix Roebeleni
33. Dwarf Burgandy New Zealand Flax	Phormiaceae tenax
34. Barrel Cacti	Ferocactus
35. Weeping Blue Cedar	Cedrus deodara atlantica "Glauca pendula"
36. Orchid	Epidendrum orchid

ALLEN & PENNY CARSLON PROJECT



INCENTIVES:

1. Reduce Water Bill

2. Conserve Water

I have been considering re-landscaping our front yard for about two years, due to the cost of watering and to take our responsibility to save water due to the drought California is experiencing. I met with some resistance from my wife and daughter because of their love of a beautiful green lawn. However, they finally came around due to the drought.

So my wife and I began. We took our chairs and moved them around the yard for a couple of weeks at different times of the day to get a sense of what we wanted to see from the many different angles and then developed a master plan. We wanted it to be more than just a drought resistance garden. We began by creating a path to walk around the garden for viewing and easy access to plants. We added a dry creek with a simulated waterfall image. We had a tiered fountain, which developed some cracks, since it no longer could be used as a water fountain, we moved it to a different location and converted into a cactus planter. We wanted to have a sitting area, so we could enjoy the benefits of birds and butterflies, so we built a deck. We added three bird baths to attract a variety of birds. We also have four hummingbird feeders which attract an incredible amount of traffic and the butterflies also have joined the party. We found a rugged bridge to finish off the most perfect image.

My years of enjoying my yard, which means actually doing the all the work (I do all of my own yard work), mowing the lawn, trimming, planting and weeding a half acre lot has given me some knowledge of what was needed to create this new environment. Along with researching a variety of websites, books and driving around to get ideas of what works and what doesn't work is how we proceeded. My wife has a pretty good eye and knows what she wanted to create, which we did by purchasing plants and leaving them in their containers and moving them around until we achieved the look we were happy with (this took many days, many moves and a couple of glasses of wine). We also discovered that we were talking with our neighbors as well as people who were walking their dogs and stopping to chat and we found this to truly be a "California-Friendly Landscape" project).

END RESULT: After all this hard work we are truly enjoying the benefit of our labor. We have our morning coffee and read the newspaper on the deck, while enjoying the spring time flowers and the birds and butterflies. We also enjoy the evenings, and are sometimes joined by neighbors or friends. It has allowed us to reconnect with our neighbors and also enjoy a part of our yard which we did not.

ALLEN & PENNY CARSLON PROJECT



SUMMARY: Total lawn removed: 3450 square feet
Decomposed granite walkway: 80' long by 3' wide
Dry creek: 40' long with a simulated rock waterfall
Additional Items:

- Bridge spanning the dry creek
- 8' by 8' redwood deck, 2 Adirondack chairs and an umbrella
- 3 bird baths
- 4 hummingbird feeders
- 1 water fountain
- At least 50 different rocks and boulders
- 2 half wine barrel containers
- 3 ceramic pots
- 4 trees
- 225+ plants and ground covers
- 7 yards of bark
- Lost a total of 30 pounds between the both of us
- Water billed reduced by 50%

A BIG Thank you to KRC Rock for their invaluable advice and knowledge in creating our dry creek and accents.

We would also like to thank Briggs Nursery and Water Wise Nursery.













California-Friendly Landscape Contest

Sponsored by local water agencies

CONTEST ENTRY DEADLINE: APRIL 10, 2015

Entrant's name

GAIL CARTER

Entrant's daytime phone

Property address: number and street

Entrant's e-mail address

City and zip code

Irrigation system in place and approximate irrigation schedule

Approximate date of landscape installation or re-landscaping project

JUNE 2014

By signing the contest application, I authorize publication of photographs I submitted (or those taken by others) of my landscape, and my name and my address for the purpose of promoting water conservation programs.

Check here to have your address withheld from publication of results or promotional materials.

Signature of account holder

Gail Carter

Date signed

4-3-15

Required materials to include with this signed application form:

- 5-10 Photos of your landscape including at least one overall view
- List of the water-wise plants in your landscape
- A copy of your water bill
- A written explanation of why you elected to install a California-friendly landscape, the design and installation process and any unsuspected benefits? **We want to hear your story!**

How did you hear about this landscape contest? (Example: Poster at a local garden and district newsletter)

NOTIFIED BY BRENT REYES

Send your application with other required materials to your servicing water agency listed below:

Note: Only these water agencies are participating in this contest.

California American Water
525 B Street, Suite 300
MS 906 San Diego, CA 92101
Chris Gehrki (619) 533-5312

Helix Water District
7811 University Ave
La Mesa, CA 91942
Ted Salois (619) 667-6257

San Dieguito Water District
160 Calle Magdalena
Encinitas, CA 92024-3721
Felice Tacktil (760) 633-2676

City of Escondido
201 North Broadway
Escondido, CA 92025
Kim Silva (760) 839-4076

Olivenhain MWD
1966 Olivenhain Road
Encinitas, CA 92024
Teresa Chase (760) 632-4641

Sweetwater Authority
P.O. Box 2328
Chula Vista, CA 91912
Doug Roberts (619) 409-6881

City of San Diego
525 B Street, Suite 300
MS 906 San Diego, CA 92101
Chris Gehrki (619) 533-5312

Otay Water District
2554 Sweetwater Springs Blvd
Spring Valley, CA 91978
Richard Namba (619) 670-2730

Vallecitos Water District
201 Vallecitos De Oro
San Marcos, CA 92069
Alicia Yerman (760) 744-0460

City of Oceanside
300 North Coast Hwy
Oceanside, CA 92054
Emily Steward (760) 435-5802

Padre Dam MWD
P.O. Box 719003
Santee, CA 92072
Maggie Buerger
619-258-4613

Vista Irrigation District
1391 Engineer St.
Vista, CA 92081
Brent Reyes (760) 597-3107

*Thank you for sharing
your story, inspiring
others and promoting
water efficient
landscape designs.*

See contest guidelines, judging criteria, landscaping tips and more at www.landscapecontest.com.

Our grass was beautiful years ago but it got more difficult to keep green. We battled the weeds and crabgrass and lamented the high water bills. In 2014, we gave up and met with a professional landscaper but it was too expensive. I'm not a gardener and I didn't want a yard with succulents so we decided to do the work on our own with a few guidebooks. We created five low-water plant and flower islands with pathways in our back yard using 600 stone bricks left over from our neighbor's pool project. It took a little extra time to lay weed barriers but it was worth it. The stepping stones were purchased at Home Depot and smooth cobblestones at a local stone distributor. The larger areas are planted in red apple and lantana. Almost everything survived our dry winter and is flourishing. There are now many butterflies and an increase in hummingbirds. We use sprinklers twice a week for three minutes each.

We also installed synthetic grass and a drip irrigation system for the front yard plants.

Our water bills are now in the \$150 range, down from the \$400s.

PLANT LIST


Agapanthus (Lily of the Nile)
Artemesia
Alstroemeria (Peruvian Lily)
Coprosma
Euphorbia
Festuca glauca
Helichrysum
Lantana
Lavender
Leptospermum (Australian Tea)
Myrtle
Red Apple
Salvia
Verbena
Yarrow

PERENNIALS

Cuphea Llavea (Tiny Mice)Cuphea (Lemon Drops)


Gail Carter

Robert and Gail Carter















California-Friendly Landscape Contest

Sponsored by local water agencies

CONTEST ENTRY DEADLINE: APRIL 10, 2015

Entrant's name

Robin Davis

Entrant's daytime phone

Property address: number and street

Entrant's e-mail address

City and zip code

Irrigation system in place and approximate irrigation schedule

sprinklers in place, but shut off. Hand water 1 or 2 times per week

Approximate date of landscape installation or re-landscaping project

September 2014

By signing the contest application, I authorize publication of photographs I submitted (or those taken by others) of my landscape, and my name and my address for the purpose of promoting water conservation programs.

Check here to have your address withheld from publication of results or promotional materials.

Robin Davis

2/25/15

Signature of account holder

Date signed

Required materials to include with this signed application form:

- 5-10 Photos of your landscape including at least one overall view
- List of the water-wise plants in your landscape
- A copy of your water bill
- A written explanation of why you elected to install a California-friendly landscape, the design and installation process and any unsuspected benefits? **We want to hear your story!**

How did you hear about this landscape contest? (Example: Poster at a local garden and district newsletter)

email from water district/Brent Reyes

Send your application with other required materials to your servicing water agency listed below:

Note: Only these water agencies are participating in this contest.

California American Water
525 B Street, Suite 300
MS 906 San Diego, CA 92101
Chris Gehrki (619) 533-5312

Helix Water District
7811 University Ave
La Mesa, CA 91942
Ted Salois (619) 667-6257

San Dieguito Water District
160 Calle Magdalena
Encinitas, CA 92024-3721
Felice Tackill (760) 633-2676

City of Escondido
201 North Broadway
Escondido, CA 92025
Kim Silva (760) 839-4076

Olivenhain MWD
1966 Olivenhain Road
Encinitas, CA 92024
Teresa Chase (760) 632-4641

Sweetwater Authority
P.O. Box 2328
Chula Vista, CA 91912
Doug Roberts (619) 409-6881

City of San Diego
525 B Street, Suite 300
MS 906 San Diego, CA 92101
Chris Gehrki (619) 533-5312

Olay Water District
2554 Sweetwater Springs Blvd
Spring Valley, CA 91978
Richard Namba (619) 670-2730

Vallecitos Water District
201 Vallecitos De Oro
San Marcos, CA 92069
Alicia Yerman (760) 744-0460

City of Oceanside
300 North Coast Hwy
Oceanside, CA 92054
Emily Steward (760) 435-5802

Padre Dam MWD
P.O. Box 719003
Santee, CA 92072
Maggie Buerger
619-258-4613

Vista Irrigation District
1391 Engineer St.
Vista, CA 92081
Brent Reyes (760) 597-3107

Thank you for sharing
your story, inspiring
others and promoting
water efficient
landscape designs.

Water wise plants used at 1937 Casablanca Court, Vista, CA 92081

- Crown of Thorns (*Euphorbia millii* hybrid)
- Cobweb (*sempervivum arachnoideum* cv "Cebenese")
- Echeveria Azulita
- Echeveria "Sleepy" hybrid
- Echeveria "topsy turvy" runyonil
- Kalanchoe luciae (flapjacks)
- Fenestraria aurantiaca (baby toes)
- Aeonium "kiwi" percarneum
- Aeonium "voodoo"
- Aeonium "Zwartkop"
- Climbing aloe
- Anacampseros
- Hobbit Jade (*crassula platyphylla*)
- Echeveria "Encantada"
- Hens and Chicks (*echeveria imbricata*)
- Echeveria "Perle Von Nurnberg"
- Firesticks (*Euphorbia tirucalli*)
- *Euphorbia flanaganii* cristata (green coral)
- *Euphorbia lacteal* cristata variegata (alabaster swirl)
- Echeveria "cloud"
- *Salvia greggii* (autumn sage)
- Mixed sedum groundcover
- *Dymondia* groundcover
- *Nassella tenuissima*
- Sweet pea bush (*polygalaspp*)
- cactus

Why I installed California-friendly landscape at [REDACTED]

Our grass was always ugly. We had the yard “plugged” several times, but the yard always looked spotty and had brown patches. We received a letter from the homeowner’s association asking us to fix our brown patches.

I started with a small patch on the North side of our yard. I slowly removed the grass and moved some plants from the back yard to the front. I then put in geraniums, autumn sage, sweet pea shrubs and sedum blankets. The neighbors thought it looked great, so when the governor declared a water shortage (and we found out the water authority would pay us to remove the grass) we decided to take out the other side of the lawn.

My husband rented a sod cutter and we found that about 3 inches down, the ground was rock hard clay and dry as could be. All of the watering we had been doing was basically running down the street. I had a vision in my head of what I wanted, but wasn’t sure of the exact plants. I visited many nursery’s and wholesale outlets and was able to piece together a beautiful yard. I am continually surprised by the beauty of the succulents and can hardly wait to see what each of the flowers will look like. Our water bill dropped by over 30% from a year ago and I received a neighborhood beautification award. Plus, my neighbor to the North of me decided to do the same to their yard.


We are doing our part to help with the drought and our yard looks better than it ever has in the 13 years we have lived here. The best part? The compliments that I get from all of my neighbors – even people that I never talked to before. Putting in our California-friendly landscape gave us (and others near us) the opportunity to be friendlier toward each other.

Robin and Ron Davis
[REDACTED]













California-Friendly Landscape Contest

Sponsored by local water agencies

CONTEST ENTRY DEADLINE: APRIL 10, 2015

Entrant's name James and Rebeca Howell

Entrant's daytime phone [REDACTED]

Property address: number and street [REDACTED]

Entrant's e-mail address: [REDACTED]

City and zip code; [REDACTED]

Irrigation system in place and approximate irrigation schedule

OLD: The old overhead irrigation system had four independent circuits providing irrigation to 2400 SF of turf and 500 SF of ornamentals and shrubs. Each circuit operated four times per week for 20 minutes totaling 320 minutes of running time per week or 21 hours per month or 250 hours per year.

NEW: The new drip and micro sprayer irrigation system has only one circuit and will only operate one time per week for 15 minutes, once the new plants and new trees are established.

Water Saving Benefits: The new irrigation system is a 95% reduction compared to the old overhead irrigation system.

4/10/15
Approximate date of landscape installation or re-landscaping project

The planning and execution of the project were done by the home owners and a few friends over a period of five week ends. The project was completed on March 30, 2015.

By signing the contest application, I authorize publication of photographs I submitted (or those taken by others) of my landscape, and my name and my address for the purpose of promoting water conservation programs.

Check here to have your address withheld from publication of results or promotional materials.

James Rebeca Howell
Signature of account holder

4/10/15
Date signed

Required materials to include with this signed application form:

5-10 Photos of your landscape including at least one overall view

List of the water-wise plants in your landscape

A copy of your water bill *WAITING FOR NEW BILL*

A written explanation of why you elected to install a California-friendly landscape, the design and installation process and any unsuspected benefits? **We want to hear your story!**

Materials List for Howell's Turf Replacement Project

- 15 gallon Olive trees
- 24" box Crape myrtle trees (multi-trunks)
- 24" Museum Pala Verde tree
- Petite Butterfly bushes
- Mexican sage plants
- Lantanas, white and lavender
- Honey suckle bushes
- Lavender bushes
- Agastache bushes
- Iceburg rose bushes
- Succulents

Note: all trees and plants are drought tolerant after establishment.

- 300+feet of recycled bender board
- 14 cubic yards of mulch
- 5 tons of boulders
- 8 yards of gravel
- 300+feet of drip line irrigation hose
- 150+drip emitters and mini sprayers


Why Relandscape Our Front Yard?

- We believe removing our large turf lawn and replacing it with California-Friendly Landscaping was the "right thing to do" in consideration of California's current drought and ongoing water challenges facing the San Diego Area.
- It will result in an immediate savings in our monthly water bill.
- The Turf Rebate Program nearly covered the cost of the project.
- We believe it updated the appearance of our home and will increase our property value.
- An unexpected result of this project was the opportunity to meet neighbors who walked by each day and watched our progress. Every person commented on how our house looked better than it ever had! We have volunteered to give ideas for similar projects to some of the neighbors.

Note: We have not received a water bill since the project was completed







California-Friendly Landscape Contest

Sponsored by local water agencies

CONTEST ENTRY DEADLINE: APRIL 10, 2015

Entrant's name

MAUREEN HUDSON

Entrant's daytime phone

Property address: number and street

Entrant's e-mail address

City and zip code

Irrigation system in place and approximate irrigation schedule

DRIP AND SPRINKLERS - 3DAYS / WEEK

Approximate date of landscape installation or re-landscaping project

FRONT YARD - FALL 2014 BACK YARD - SUMMER/FALL 2012/2013/2014

By signing the contest application, I authorize publication of photographs I submitted (or those taken by others) of my landscape, and my name and my address for the purpose of promoting water conservation programs.

Check here to have your address withheld from publication of results or promotional materials.



3/30/15

Signature of account holder

Date signed

Required materials to include with this signed application form:

- 5-10 Photos of your landscape including at least one overall view
- List of the water-wise plants in your landscape
- A copy of your water bill
- A written explanation of why you elected to install a California-friendly landscape, the design and installation process and any unsuspected benefits? **We want to hear your story!**

How did you hear about this landscape contest? (Example: Poster at a local garden and district newsletter)

Email from VISTA IRRIGATION DISTRICT

Send your application with other required materials to your servicing water agency listed below:

Note: Only these water agencies are participating in this contest.

California American Water
525 B Street, Suite 300
MS 906 San Diego, CA 92101
Chris Gehrki (619) 533-5312

Helix Water District
7811 University Ave
La Mesa, CA 91942
Ted Salois (619) 667-6257

San Dieguito Water District
160 Calle Magdalena
Encinitas, CA 92024-3721
Felice Tackill (760) 633-2676

City of Escondido
201 North Broadway
Escondido, CA 92025
Kim Silva (760) 839-4076

Olivenhain MWD
1966 Olivenhain Road
Encinitas, CA 92024
Teresa Chase (760) 632-4641

Sweetwater Authority
P.O. Box 2328
Chula Vista, CA 91912
Doug Roberts (619) 409-6881

City of San Diego
525 B Street, Suite 300
MS 906 San Diego, CA 92101
Chris Gehrki (619) 533-5312

Otay Water District
2554 Sweetwater Springs Blvd
Spring Valley, CA 91978
Richard Namba (619) 670-2730

Vallecitos Water District
201 Vallecitos De Oro
San Marcos, CA 92069
Alicia Yerman (760) 744-0460

City of Oceanside
300 North Coast Hwy
Oceanside, CA 92054
Emily Steward (760) 435-5802

Padre Dam MWD
P.O. Box 719003
Santee, CA 92072
Maggie Buerger
619-258-4613

Vista Irrigation District
1391 Engineer St.
Vista, CA 92081
Brent Reyes (760) 597-3107

Thank you for sharing
your story, inspiring
others and promoting
water efficient
landscape designs.

Maureen and Tom Hudson

List of Water-Wise Plants Used in Our Landscape

Front Yard

Phormium Tenax 'Rainbow Queen' (Flax)
Succulents
Aloe Striata (Coral Aloe)
Senecio Mandraliscae
Agave Attenuata
Strelitzia Reginae (Bird of Paradise)
Palm Syagrus (Queen Palm)
Ficus Benjamina (Ficus Tree)
Rose Tropicana
Rumohra Adiantiformis (Leatherleaf Fern)
Asparagus Densiflorus 'Myers' (Ponytail Fern)
Camellia Japonica
Artificial Turf

Back Yard

Succulents
Agave Americana
Agave Attenuata
Salvia Greggii (Autumn Sage)
Sedum 'Autumn Joy' (Stonecrop)
Stipa (Mexican Needle Grass)
Hebe 'Raspberry Ripple' (Hebe)
Echium Candicans (Pride of Madeira)
Podocarpus 'Henkelli' (Henkle Fern Pine)
Callistemon 'Little John' (Bottlebrush)
Copromosa Repens (Mirror Plant)
Lavandula Stoechas 'Quasti' (Lavender)
Leonotis Leonurus (Lion's Tail)
Myrtus Communis (Common Myrtle)
Olea Europaea 'Little Ollie' Multi
Phormium Tenax 'Amazing Red' (Flax)
Punica Granatum 'Nana' (Pomegranate)
Distictis Buccinatoria (Red Trumpet Vine)
Rose "Iceberg"
Rose 'Molineux'
Rose 'Sophy's Rose'
Rose Pope John Paul II'
Rose 'Bolero'
Rose 'Tuscan Sun'
Rose 'Lady Hamilton'
Calliandra Haematocephalia Esp.
Rosmarinus Officinalis 'Tuscan Blue'
Pittosporum Tobira (Dwarf Japanese Pitt.)
Artubus Unedo 'Compacta' (Strawberry Tree)
Artubus Marina (Strawberry Bush)
Laurus Nobile Std. (Bay Tree)
Cupressus Sempervirens (Italian Cypress)
Olea Europaea 'Fruitless' (Olive Tree)
Archontophoenix Cunninghamiana (King Palm)

Maureen and Thomas Hudson



March 30, 2015

Vista Irrigation District
1391 Engineer Street
Vista, CA 92081
Attn: Mr. Brent Reyes

Re: California-Friendly
Landscape Contest

Dear Mr. Reyes:

Enclosed please find our entry for the California-Friendly Landscape Contest. We enclose with this letter: (1) the completed application form; (2) photos of our back yard and front yard landscape; (3) a list of the water-wise plants in our landscape; and (4) a copy of our water bill.

After moving from our home's mostly shade garden in San Jose, California, planted with hydrangeas and ferns under Redwood trees, we knew we needed a different approach for our sun-filled property in rural Vista. Except for some lovely palm and fruit trees, our new property, acquired through a bank-owned foreclosure, was pretty much a disaster. We completed low-maintenance, water-wise landscaping projects for both the front and back yards.

Back Yard: The design inspiration for our nearly barren back yard was the fragrant Mediterranean gardens of Provence where we honeymooned. After removing what little was left of the lawn and trash, we built an eight-foot stucco planter for our new olive tree, the focal point of the back yard. In the main portion of the garden, we installed a drip line irrigation system and landscape fabric underneath 25 tons of California Gold rock gravel. We have enjoyed learning about sun-loving, xeric-friendly plants for our home in Vista. As with most new gardens, it has been a bit of trial and error but most of our choices worked well. Some of our favorite planting combinations include myrtle with white iceberg roses, and euphorbias mixed with lavender, rosemary, and dwarf Japanese pittosporum. The low-maintenance shrubs anchoring the landscape around newly planted Italian cypress trees are thriving: dwarf pomegranates, lions tail and New Zealand flax tough out the long, hot, sunbaked days in Vista. Trellised Calliandras were planted along the fence line

giving the garden a lush, tropical backdrop with airy, pink powder-puff blossoms. We built a custom 800 square foot wood pergola for a shaded seating area and planted succulents underneath the red trumpet vines that climb the pergola's posts. No Mediterranean garden would be complete without aromatic herbs, vegetables and cutting flowers. Near our newly planted Bay Laurel Tree, we built two cedar planter boxes for these, covering the bottoms with steel mesh wiring to keep the gophers out. On the hillside, we supplemented the existing Canary Palms and orange, lemon, lime, and kumquat trees with Pride of Madeira plants, which look spectacular when in bloom next to the fruit trees. The end result was a casual, fragrant garden design blending Mediterranean and California friendly low-maintenance plants. The drought-resistant plants we chose seem to be relatively pest free. The gravel with underlying landscape fabric is neat, clean and effortless. It seems to insulate the plants and reduce evaporation from the soil. We don't miss having to water or mow a lawn. An abundance of bees, butterflies and colorful hummingbirds seem to enjoy our back yard as much as we do.

Front Yard: Thanks in part to the So Cal Water Smart Turf Removal Rebate Program, we were able to remove 2700 square feet of grass lawn that bordered our driveway and replace it with artificial turf. The removal and installation by GoTurf was completed within three days without any problems. The no-maintenance artificial turf looks lush and tropical under the existing row of Queen Palms bordering each side of the driveway. We then enlarged some of the existing borders with plantings of New Zealand Flax, Birds of Paradise, Agave Attenuata and Coral Aloe and covered with mulch. We planted a variety of succulents at our front entry, along with some roses that thrive in the morning sun. (Okay, roses might not be considered a water-wise plant but their perfumed fragrance alone is worth a little indulgence.) We planted additional Ficus trees along the property's edge for privacy. We are very pleased with the decision to install artificial turf. It is never brown or dry and always looks great! Moreover, the artificial turf lawn turns out to be our Dalmatian's new favorite spot to lounge and get her suntan. We love it too and get a lot of complements and inquiries from neighbors and guests.

Thank you for your consideration.

Very truly yours,



Maureen Hudson

MH/hs.

Encs.




















California-Friendly Landscape Contest

Sponsored by local water agencies

CONTEST ENTRY DEADLINE: APRIL 10, 2015

Entrant's name

Cameron Kreeger

Entrant's daytime phone

[REDACTED]

Property address: number and street

[REDACTED]

Entrant's e-mail address

[REDACTED]

City and zip code

[REDACTED]

Irrigation system in place and approximate irrigation schedule

Orbit 6 Station

Approximate date of landscape installation or re-landscaping project

03/2014

By signing the contest application, I authorize publication of photographs I submitted (or those taken by others) of my landscape, and my name and my address for the purpose of promoting water conservation programs.

Check here to have your address withheld from publication of results or promotional materials.

Signature of account holder

[Signature]

Date signed

02/17/15

Required materials to include with this signed application form:

- 5-10 Photos of your landscape including at least one overall view
- List of the water-wise plants in your landscape
- A copy of your water bill
- A written explanation of why you elected to install a California-friendly landscape, the design and installation process and any unsuspected benefits? **We want to hear your story!**

How did you hear about this landscape contest? (Example: Poster at a local garden and district newsletter)

VID website

Send your application with other required materials to your servicing water agency listed below:

Note: Only these water agencies are participating in this contest.

California American Water
525 B Street, Suite 300
MS 906 San Diego, CA 92101
Chris Gehrki (619) 533-5312

Helix Water District
7811 University Ave
La Mesa, CA 91942
Ted Salois (619) 667-6257

San Dieguito Water District
160 Calle Magdalena
Encinitas, CA 92024-3721
Felice Tackill (760) 633-2676

City of Escondido
201 North Broadway
Escondido, CA 92025
Kim Silva (760) 839-4076

Olivenhain MWD
1966 Olivenhain Road
Encinitas, CA 92024
Teresa Chase (760) 632-4641

Sweetwater Authority
P.O. Box 2328
Chula Vista, CA 91912
Doug Roberts (619) 409-6881

City of San Diego
525 B Street, Suite 300
MS 906 San Diego, CA 92101
Chris Gehrki (619) 533-5312

Otay Water District
2554 Sweetwater Springs Blvd
Spring Valley, CA 91978
Richard Namba (619) 670-2730

Vallejitos Water District
201 Vallejitos De Oro
San Marcos, CA 92069
Alicia Yerman (760) 744-0460

City of Oceanside
300 North Coast Hwy
Oceanside, CA 92054
Emily Steward (760) 435-5802

Padre Dam MWD
P.O. Box 719003
Santee, CA 92072
Maggie Buerger
619-258-4613

Vista Irrigation District
1391 Engineer St.
Vista, CA 92081
Brent Reyes (760) 597-3107

Thank you for sharing
your story, inspiring
others and promoting
water efficient
landscape designs.

List of Water Wise Plants in The Landscape

1. Cape Aloe, Aloe Fero Fox
2. Aloe Cameronii
3. Euphorbia Cactus
4. Sego Palm
5. Fox tail Attenuate
6. Elephants Foot
7. Birds of paradise
8. Spiny Agave
9. Robalini
10. Yuccas
11. Aoniams
12. cycads

Explanation of Why Water Wise Landscape Was Used.

Water Wise Landscapes can utilize a large variety of plants that can create an inviting, colorful, and interesting landscape. Water wise landscapes have several native plants that can attract small wildlife including a variety of birds as well.

We decided to remove our lawn that wasn't used and install a California Friendly landscape to save water and lower the amount of yard work.

We slowly began propagating several of our aloes and agaves to create several plants without spending a lot of money.

The design was sketched out on paper and slowly mutated into an easy landscape. We killed the lawn and capped all the sprinkler heads. We then shaped a small amount of dirt to get the two tier effect. We spray painted our plant locations and began planting. When the planting was complete. We tapped into two capped sprinkler lines and ran ½" poly lines and then stepped down to ¼" drip for isolation drip to each specimen. After the irrigation was complete, we added decomposed granite for more of a desert scape.


One massive isolated drip irrigation benefit is you are not watering an area where there are no plants present. This has kept the weeds and weed seeds asleep or inactive for quite sometime. We roundup two to three times a year. This landscape has also allowed us to be able to participate in the propagation of pups that some native and aloes create. We give plant pups away to friends, family, and replant in our landscape to add into the design.

We don't miss our lawn and love our low water, low maintenance yard. Our water wise landscape allows us to utilize different flowers throughout the year for color inside our house.













California-Friendly Landscape Contest

Sponsored by local water agencies

CONTEST ENTRY DEADLINE: APRIL 10, 2015

Entrant's name

Kim & Carl Toft

Entrant's daytime phone

Property address: number and street

Entrant's e-mail address

City and zip code

Irrigation system in place and approximate irrigation schedule

drip system

Approximate date of landscape installation or re-landscaping project

November 2014

By signing the contest application, I authorize publication of photographs I submitted (or those taken by others) of my landscape, and my name and my address for the purpose of promoting water conservation programs.

Check here to have your address withheld from publication of results or promotional materials.

Kim Toft

4/7/15

Signature of account holder

Date signed

Required materials to include with this signed application form:

- 5-10 Photos of your landscape including at least one overall view
- List of the water-wise plants in your landscape
- A copy of your water bill
- A written explanation of why you elected to install a California-friendly landscape, the design and installation process and any unsuspected benefits? **We want to hear your story!**

How did you hear about this landscape contest? (Example: Poster at a local garden and district newsletter)

Brent Reyes

Send your application with other required materials to your servicing water agency listed below:

Note: Only these water agencies are participating in this contest.

California American Water
525 B Street, Suite 300
MS 906 San Diego, CA 92101
Chris Gehrki (619) 533-5312

Helix Water District
7811 University Ave
La Mesa, CA 91942
Ted Salois (619) 667-6257

San Dieguito Water District
160 Calle Magdalena
Encinitas, CA 92024-3721
Felice Tackill (760) 633-2676

City of Escondido
201 North Broadway
Escondido, CA 92025
Kim Silva (760) 839-4076

Olivenhain MWD
1966 Olivenhain Road
Encinitas, CA 92024
Teresa Chase (760) 632-4641

Sweetwater Authority
P.O. Box 2328
Chula Vista, CA 91912
Doug Roberts (619) 409-6881

City of San Diego
525 B Street, Suite 300
MS 906 San Diego, CA 92101
Chris Gehrki (619) 533-5312

Otay Water District
2554 Sweetwater Springs Blvd
Spring Valley, CA 91978
Richard Namba (619) 670-2730

Vallecitos Water District
201 Vallecitos De Oro
San Marcos, CA 92069
Alicia Yerman (760) 744-0460

City of Oceanside
300 North Coast Hwy
Oceanside, CA 92054
Emily Steward (760) 435-5802

Padre Dam MWD
P.O. Box 719003
SanTEE, CA 92072
Maggie Buerger
619-258-4613

Vista Irrigation District
1391 Engineer St.
Vista, CA 92081
Brent Reyes (760) 597-3107


*Thank you for sharing
your story, inspiring
others and promoting
water efficient
landscape designs.*

See contest guidelines, judging criteria, landscaping tips and more at www.landscapecontest.com.

April 3, 2015

Brent Reyes
Vista Irrigation District
1391 Engineer St.
Vista CA 92081

Kim and Carl Toft



RE: California-Friendly Landscape Contest

Dear Mr. Reyes,

We moved into a new construction home in 2001 with a large grass front yard on a corner lot. In the years that followed, it became a constant struggle to keep the grass green; we also had an area that would not grow grass. We added sprinkler heads and changed the heads to the more efficient rotating nozzles in an effort to keep the grass green. The Carrotwood "street tree" also prevented grass from growing under it. It also became a struggle just to get our kids to mow and edge the grass on a regular basis; it was a time and energy sucker. With the continuing drought, we were done wasting our time fighting the yard; our home owners association still required us to have a green lawn which caused our water bill to be through the roof.

Once we made the decision to pull out the grass and the tree, it took several months of visiting local nurseries and searching the internet looking for the right plants, interviewing landscapers and getting ideas of what we wanted our yard to look like when we were done. We wanted something that had lots of color, was low maintenance and required little water.

We pulled out all of the grass, tree and existing irrigation. Since our side yard has a dwarf peach tree that we were keeping, we wanted plants of differing heights and color so we went with kangaroo paw, day lilies and cistus. We really like this cistus because it stays low and has yellow and green leaves so it offers contrasting color. It also has white flowers that close up at night and open up during the day.

Our main yard had a very deep drainage swale that we filled with river rocks to make our own dry riverbed. With the river bed, we decided that it would be best to put in an assortment of

succulents. Everything is now on drip irrigation system and the yard is covered with natural bark.

Since our project was completed in November, we have been eagerly anticipating spring and what our yard would look like. Now that everything is blooming, we are enjoying the color. We can't wait for the plants to become more established and fill-in over the next year.

With the remodel of the grass area, we decided to expand and pull out the old plants in the planter and replace with water wise plants. Once everything gets established, we will have lots of color in the yard and should be attracting butterflies, hummingbirds and bees.

Sincerely,

A handwritten signature in blue ink that reads "Kim & Carl Toff". The signature is written in a cursive, flowing style.

Toft Plant List

Kangaroo Paw
Daylily
Cistis
Dwarf Peach tree
Pony Tail
Dragon Tree
Banesei Aloe
Mexican Grass Tree
Rock Pursulane
Echeveria
Sedum
Agave
Flapjacks
Aloe
Blue Waves
Kalanchoe Tomentosa
Sweet Pea Shrub
Roses
Anouk Lavender
Pride of Madera









